

**SIMPSON**

**Strong-Tie**

# Plan de fixation



REV

0

REV DATE

20/08/24

DWG NAME

C\_AKR135X3L\_2D0\_NP\_PTR-8-FR

Référence

=

AKR135X3L

Fixations

=

Bois sur support rigide

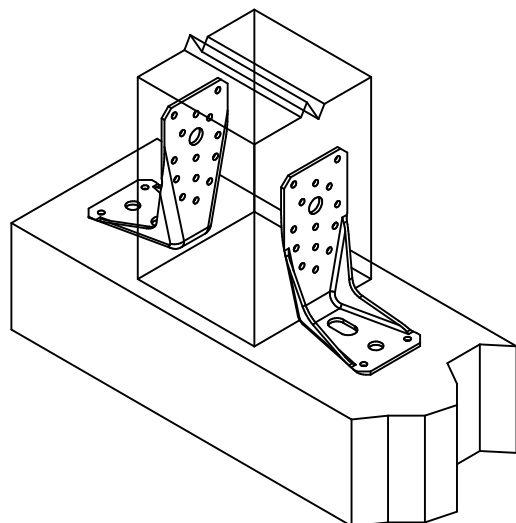
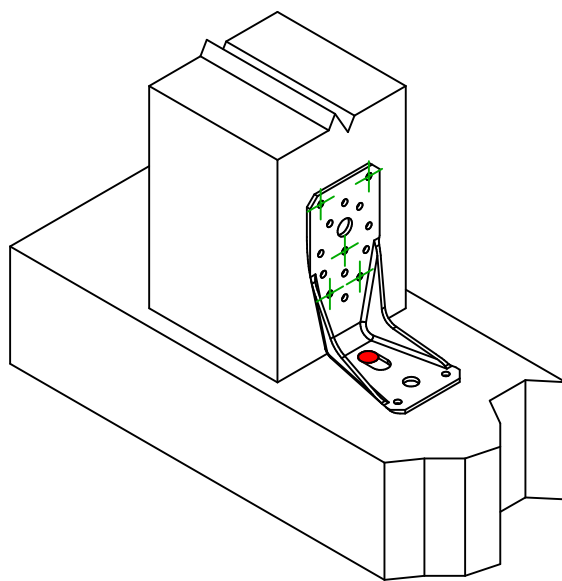
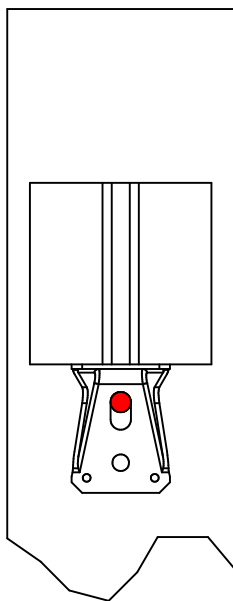
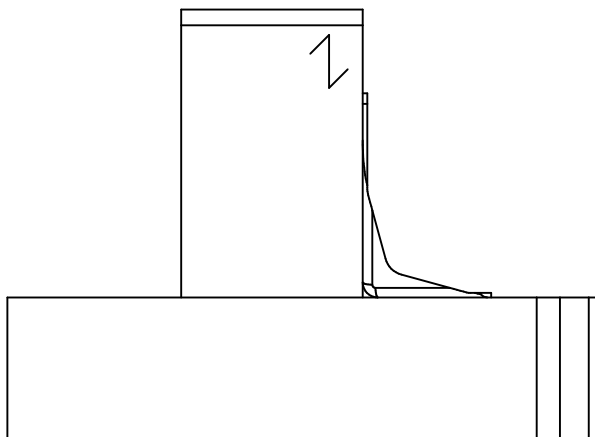
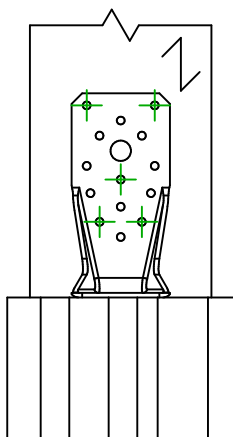
Poteau sur support rigide

Type de fixation

=

Clouage partiel

Plan de fixation N° 8



Mise en oeuvre  
pour 2 équerres

Mise en oeuvre pour 1 équerre

Fixation(s)  
Porteur

Symbole



Fixations

FM753

FM 753 EVO M12X104/5

LMAS

LMASM12-150/35

THD

THD10X80/5

Qté

1

Fixation(s)  
Porté

Symbole



Fixations

CNA

CNA4.0X40/50/60

CSA

CSA5.0X40/50

Qté

5