

SIMPSON**Strong-Tie**

Plan de fixation



REV

0

REV DATE

24/10/25

DWG NAME

C_PBP60-50_2D0_NP_PTRS-FR

Référence

=

PBP60-50

Fixations

=

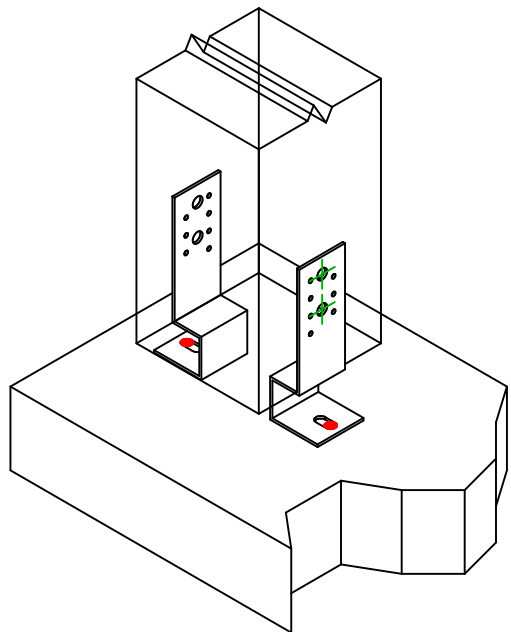
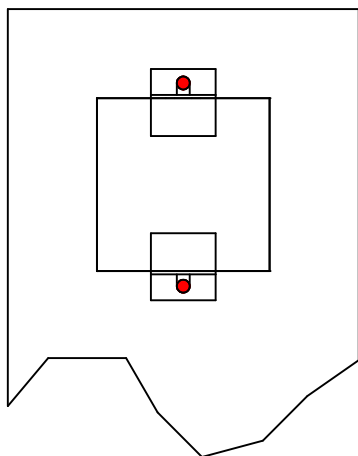
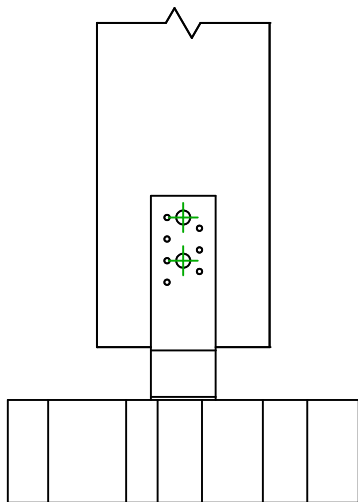
Bois sur support rigide

Poteau sur support rigide

Type de fixation

=

-



Fixation(s)
Porteur

Symbole



Fixations

FM



Références

FM-753 3DG M10X75/5

Qté

1

-

-

-

-

Fixation(s)
Porté

Symbole



Fixations

LAG




Références

LAG12X50

Qté

2

SSH



SSH12X60/80