

**SIMPSON****Strong-Tie**

# Fastening pattern



REV

0

REV DATE

24/10/25

DWG NAME

C\_TUS-L-20\_2D0\_NP\_FN-UK

Item

=

TU/SL20

Fasteners

=

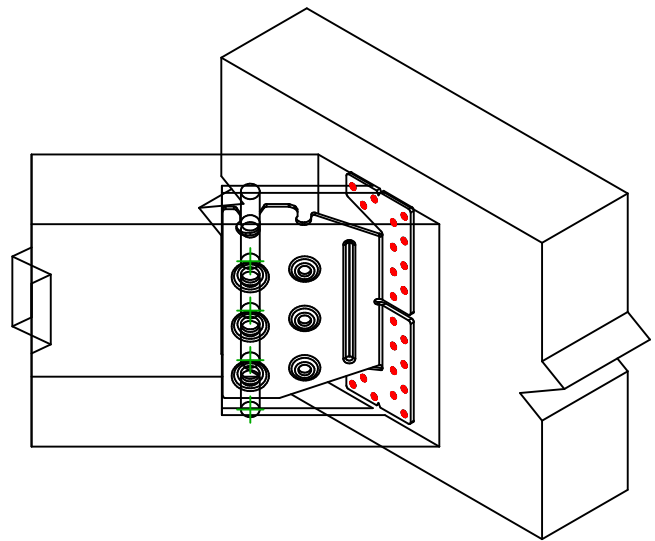
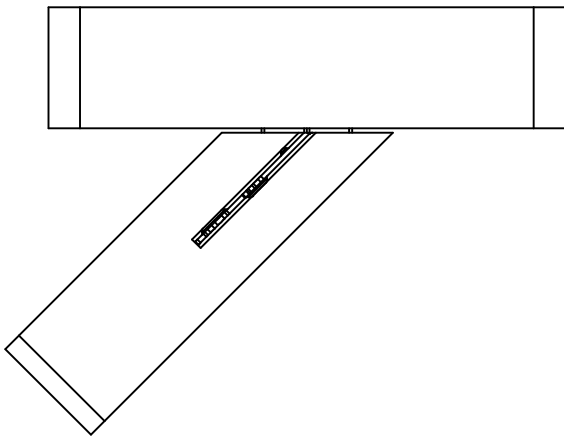
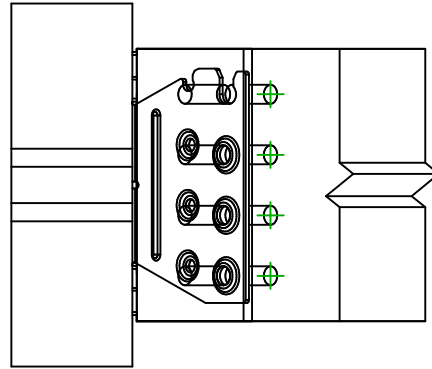
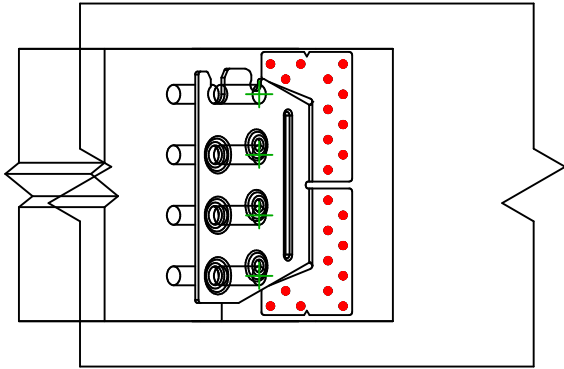
Timber to timber

Joist to beam

Type of fastening

=

Full nailing



	Symbol	Fasteners	Items	Qty
Header Fastener(s)		CNA	CNA4.0X50	22
		CSA	CSA5.0X40	
		-	-	
Joist Fastener(s)		STD	STD12	4
		-	-	
		-	-	