

SIMPSON**Strong-Tie**

Plano de fixação



REV

0

REV DATE

24/10/25

DWG NAME

C_TUS-L-12_2D0_NP_PN-PT

Referência

=

TU/SL12

Fixações

=

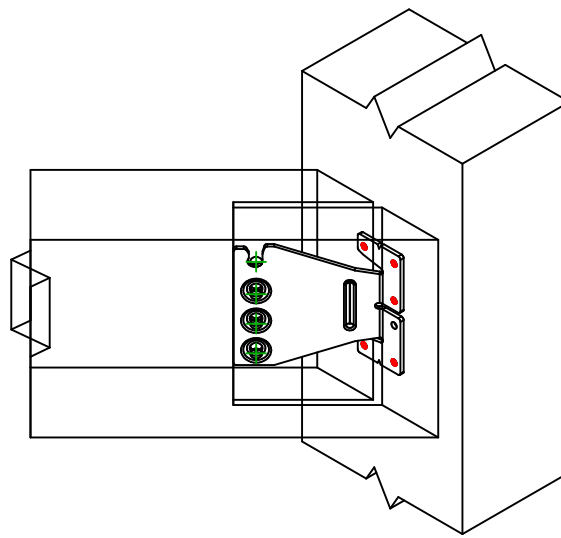
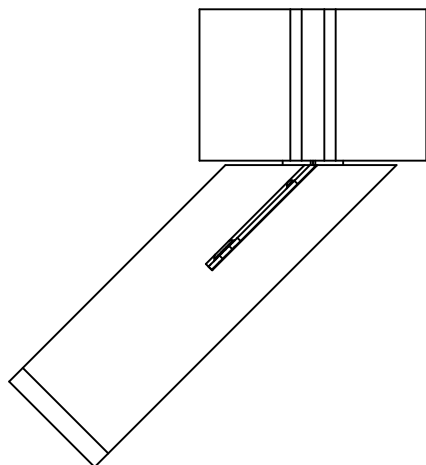
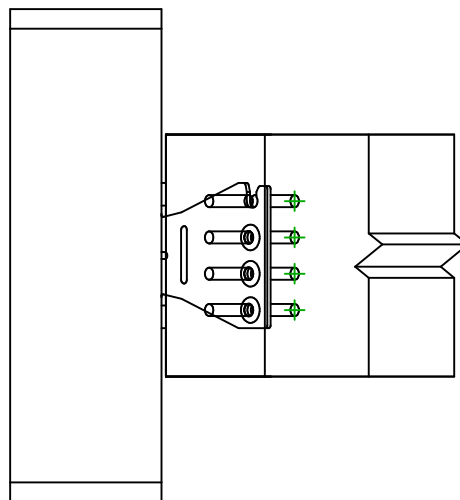
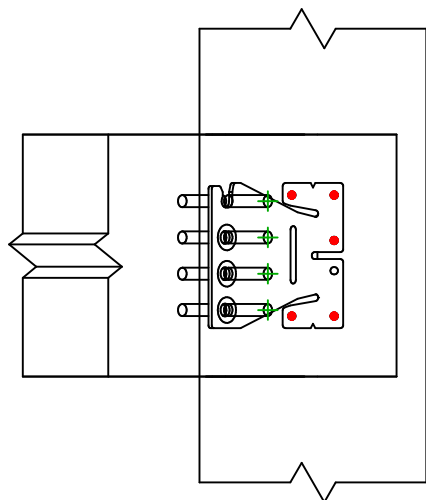
Madeira sobre madeira

Viga sobre poste

Sistema de fixação

=

Pregagem parcial


Fixações
elemento
portador

Símbolo


Fixações

Referência

Qtd

CNA 

CNA4.0X50

CSA 

CSA5.0X40

-

-

5

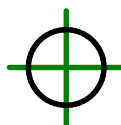

Fixações
elemento
suportado

Símbolo

Fixações

Referência

Qtd

STD 

STD8

-

-

4