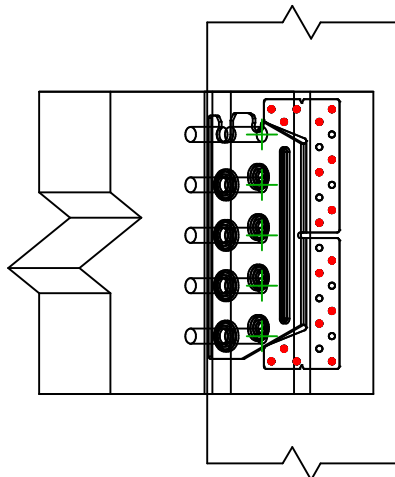
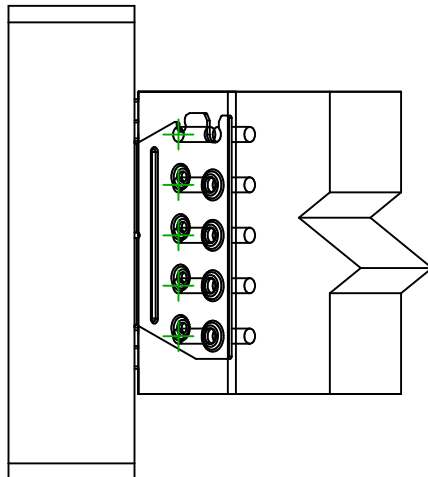
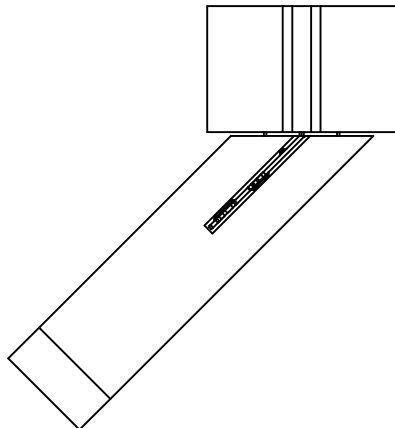
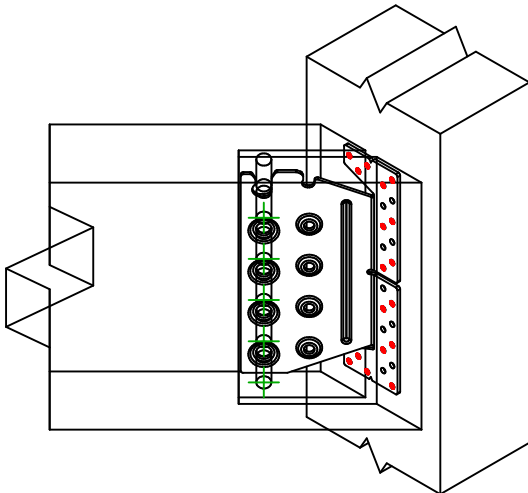







<div><div>SIMPSON</div><div>Strong-Tie</div></div>		<div>Nagelbilder</div>		<div><div><div>≠</div><div>DWG NAME</div></div><div><div>REV</div><div>REV DATE</div></div><div><div>0</div><div>24/10/25</div></div><div><div>C_TUS-L-24_2D0_NP_PN-DE</div></div></div>		
Artikelbezeichnung		=	TU/SL24			
Verbindungsmittel		=	Holz an Holz		Nebenträger an Stütze	
Verbindertyp		=	Teilausnagelung			
<div><div></div><div></div><div></div><div></div></div>						
Verbindungsmittel am Hauptträger	Symbol	Verbindungsmittel	Artikelbezeichnung		Anz.	
		CNA 	CNA4.0X50		17	
		CSA 	CSA5.0X40			
		-	-			
Verbindungsmittel am Nebenträger	Symbol	Verbindungsmittel	Artikelbezeichnung		Anz.	
		STD 	STD12		5	
		-	-			