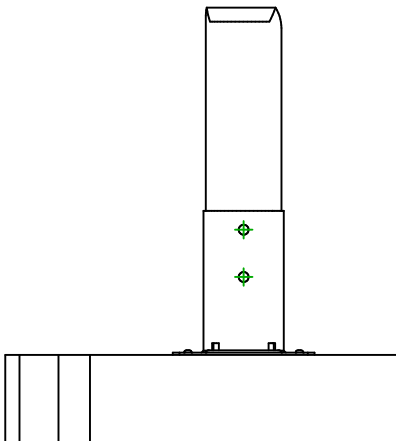
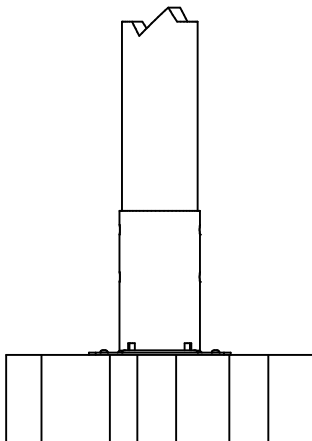
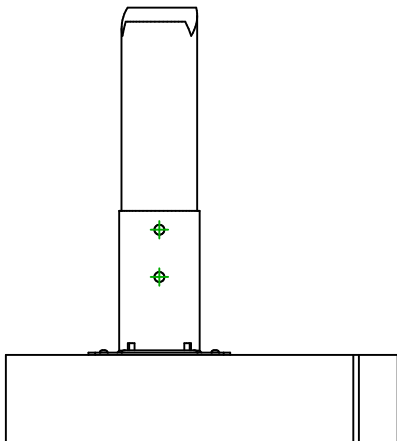
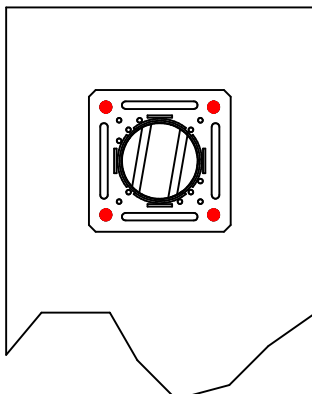
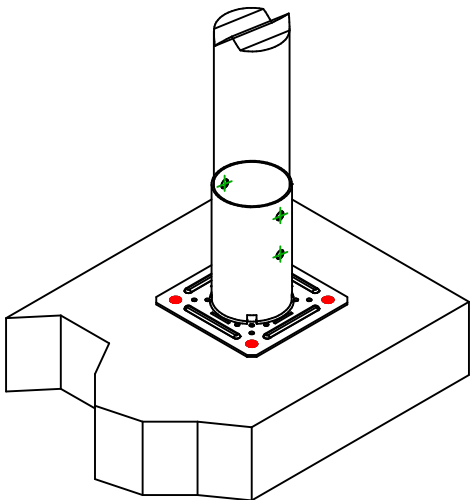



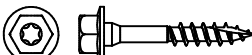



<div><div>SIMPSON</div><div>Strong-Tie</div></div>		<div>Plan de fixation</div>		<div><div><div><div><div></div><div>DWG NAME</div></div><div><div>REV</div><div>REV DATE</div></div><div><div>0</div><div>24/10/25</div></div></div><div>C_PPJRB80_2D0_NP_PTRS-FR</div></div></div>	
Référence		PPJRB80			
Fixations		Bois sur support rigide		Poteau sur support rigide	
Type de fixation		-			
<div><div></div><div></div><div></div><div></div><div></div></div>					
Fixation(s) Porteur	Symbole	Fixations	Références		Qté
		FM-753 	FM-753 3DG M10X75/5		4
		-	-		
		-	-		
Fixation(s) Porté	Symbole	Fixations	Références		Qté
		SSH 	SSH10		4
		LAG 	LAG10		