

SIMPSON**Strong-Tie**

Plan de fixation



REV

0

REV DATE

24/10/25

DWG NAME

C_PPJRB140_2D0_NP_PTRS-FR

Référence

=

PPJRB140

Fixations

=

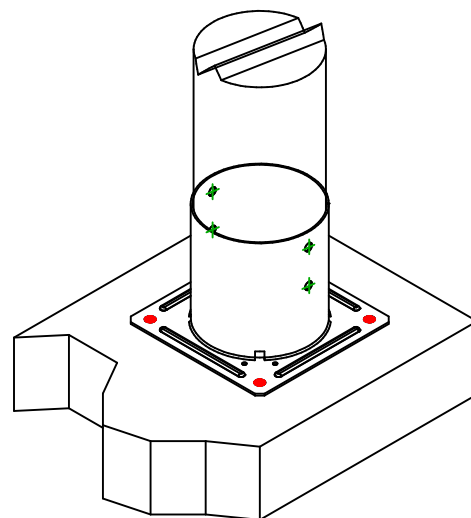
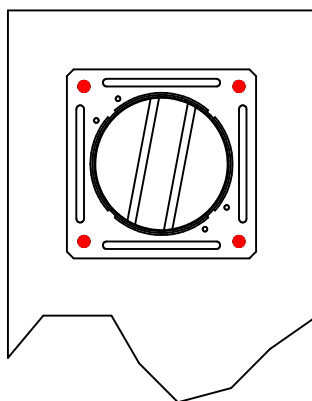
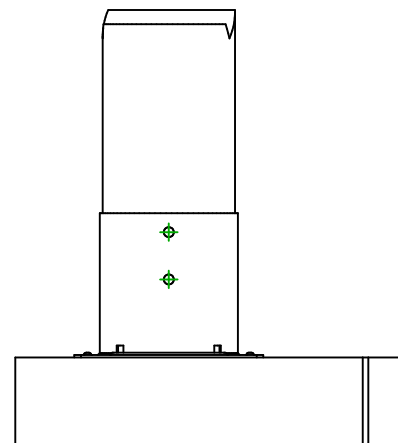
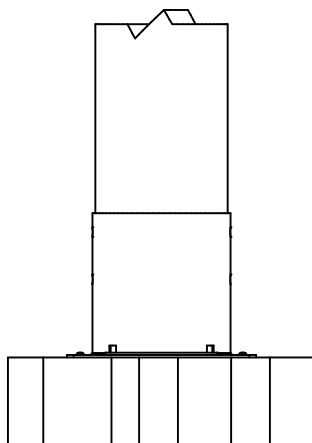
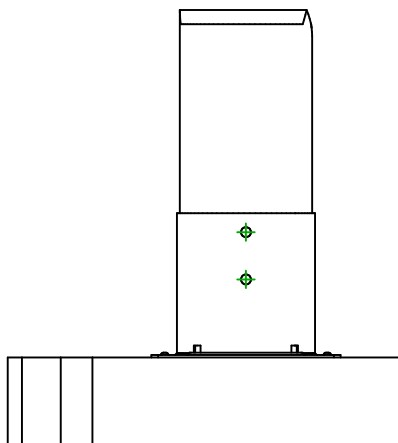
Bois sur support rigide

Poteau sur support rigide

Type de fixation

=

-



Fixation(s)
Porteur

Symbole



Fixations

FM-753

Références

FM-753 3DG M10X75/5

Qté

4

-

-

-

-

Fixation(s)
Porté

Symbole



Fixations

SSH

Références

SSH10

Qté

4

LAG

LAG10