

SIMPSON**Strong-Tie**

Plano de fixação



REV

0

REV DATE

24/10/25

DWG NAME

C_PPJRB120_2D0_NP_PTRS-PT

Referência

=

PPJRB120

Fixações

=

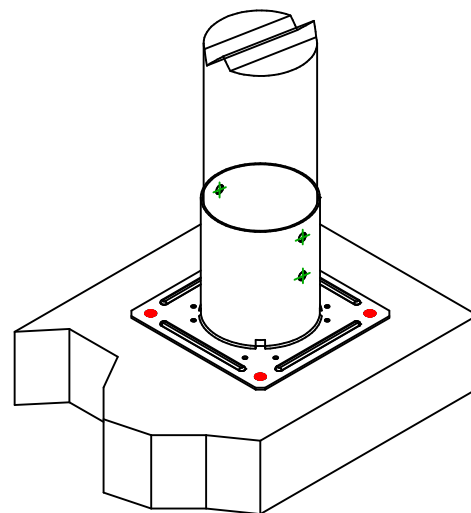
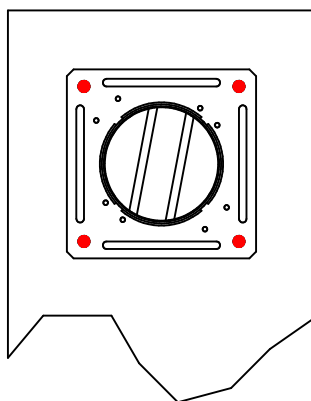
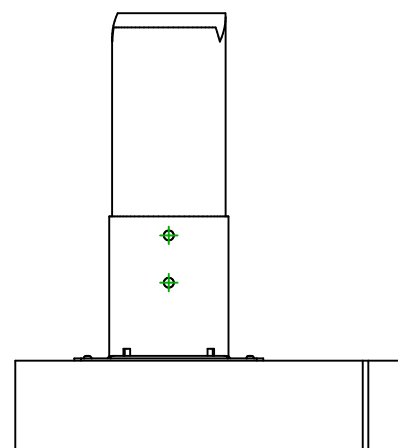
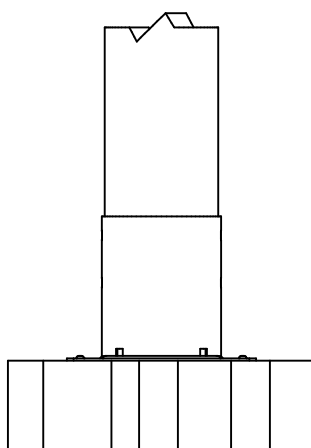
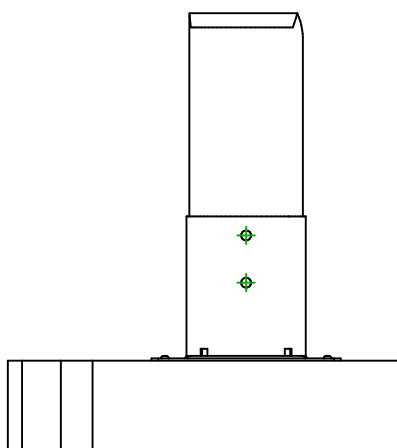
Madeira sobre suporte rígido

Poste sobre suporte rígido

Sistema de fixação

=

-



Fixações
elemento
portador

Símbolo



Fixações

FM-753



Referência

FM-753 3DG M10X75/5

Qtd

4

-

-

-

-

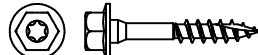
Fixações
elemento
suportado

Símbolo



Fixações

SSH



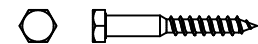
Referência

SSH10

Qtd

4

LAG



LAG10