

**SIMPSON****Strong-Tie**

# Plan de fixation



REV

0

REV DATE

24/10/25

DWG NAME

C\_PPJRB120\_2D0\_NP\_PTRS-FR

Référence

=

PPJRB120

Fixations

=

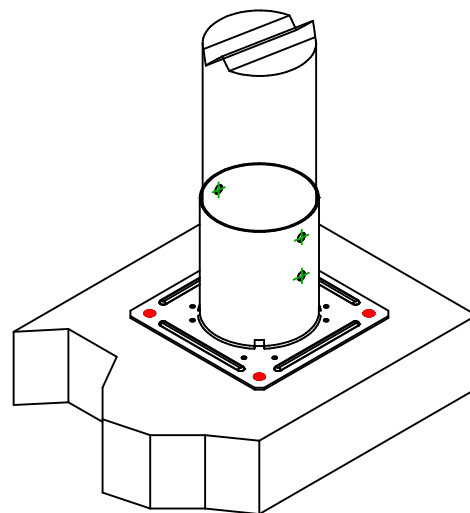
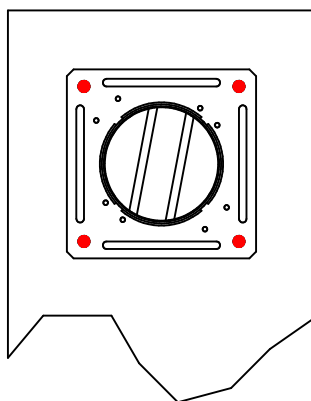
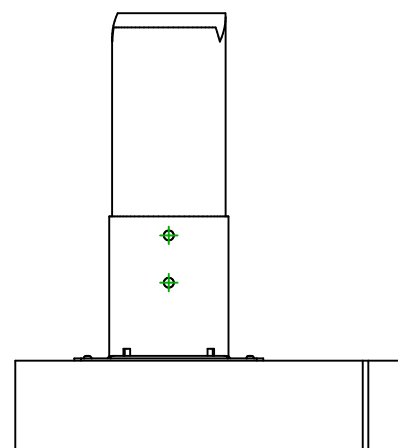
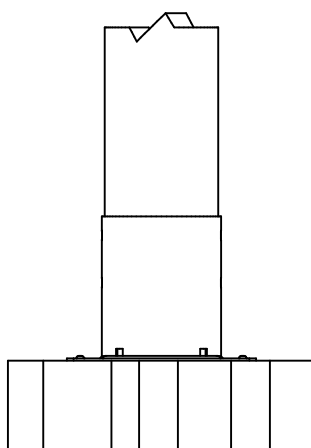
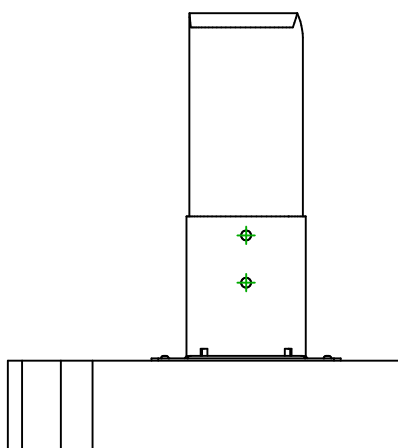
Bois sur support rigide

Poteau sur support rigide

Type de fixation

=

-



Fixation(s)  
Porteur

Symbole



Fixations

FM-753

Références

FM-753 3DG M10X75/5

Qté

4

-

-

-

-

Fixation(s)  
Porté

Symbole



Fixations

SSH

Références

SSH10

Qté

4

LAG

LAG10