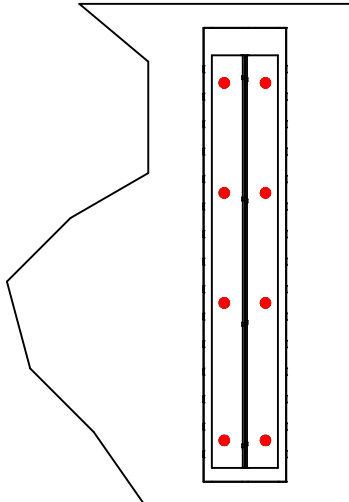
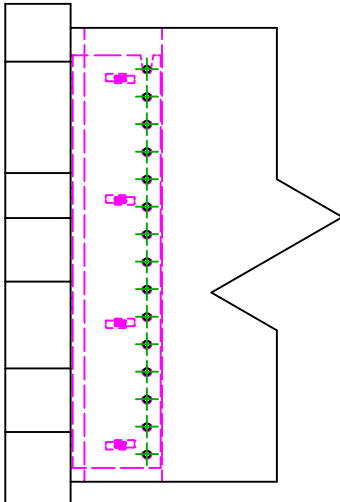
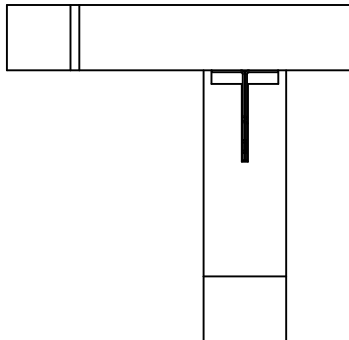
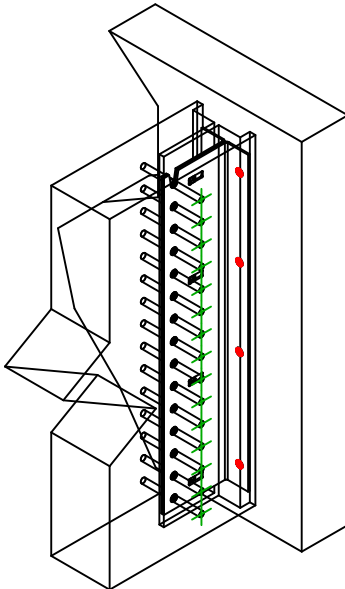

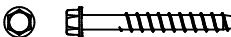




<div><div>SIMPSON</div><div>Strong-Tie</div></div>		<div>Plan de fixation</div>		<div><div><div>≠</div><div>DWG NAME</div></div><div><div>REV</div><div>REV DATE</div></div><div><div>0</div><div>24/10/25</div></div></div>		<div>C_BTC600_2D0_NP_JTRS-FR</div>	
Référence		BTC600-B					
Fixations		Bois sur support rigide			Poutre sur support rigide		
Type de fixation		Fixation sur support rigide					
<div><div></div><div></div><div></div><div></div></div>							
Fixation(s) Porteur	Symbole	Fixations		Références		Qté	
		THD		THD10-80/5		8	
		-		-			
		-		-			
Fixation(s) Porté	Symbole	Fixations		Références		Qté	
		STD		STD12		15	
		-		-			