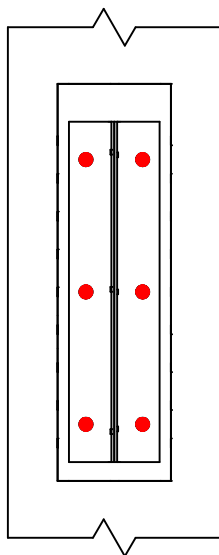
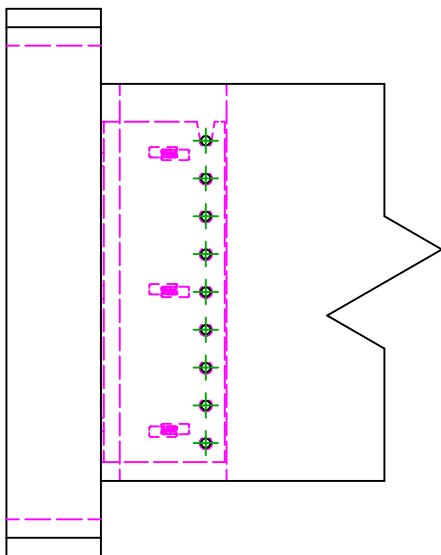
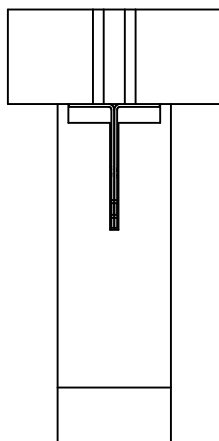
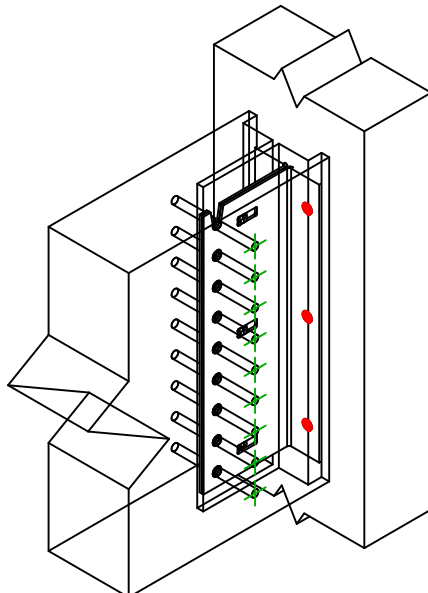






<div><div>SIMPSON</div><div>Strong-Tie</div></div>		<div>Plano de fixação</div>		<div><div><div>≠</div><div>REV</div><div>0</div></div><div><div>REV DATE</div><div>24/10/25</div></div><div><div>DWG NAME</div><div>C_BTC360_2D0_NP_JTP-PT</div></div></div>	
Referência		=		BTC360-B	
Fixações		=		Madeira sobre madeira	Viga sobre poste
Sistema de fixação		=		Fixação com SSH	
<div><div></div><div></div><div></div><div></div></div>					
Fixações elemento portador	Símbolo	Fixações		Referência	Qtd
		SSH 		SSH12.0X60	6
		-		-	
		-		-	
Fixações elemento suportado	Símbolo	Fixações		Referência	Qtd
		STD 		STD12	9
		-		-	