

SIMPSON**Strong-Tie**

Fastening pattern



REV

0

REV DATE

24/10/25

DWG NAME

C_BTALU1200-560_2D0_NP_JTB-UK

Item

=

BTALU1200/560

Fasteners

=

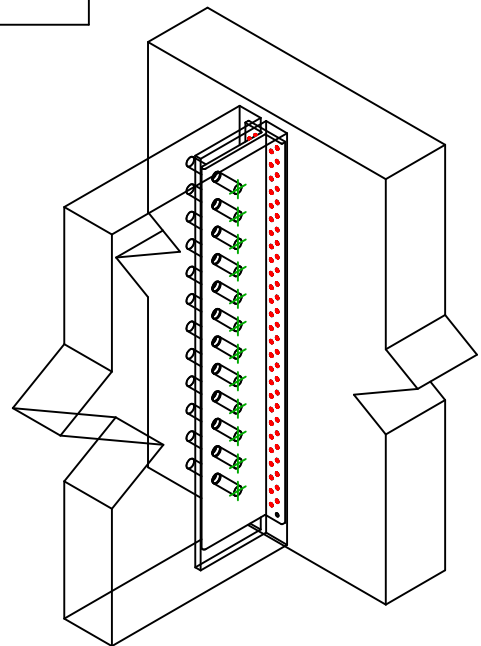
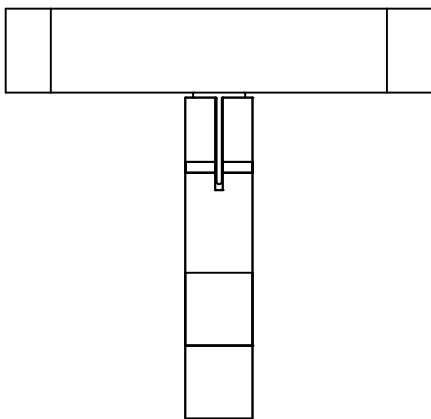
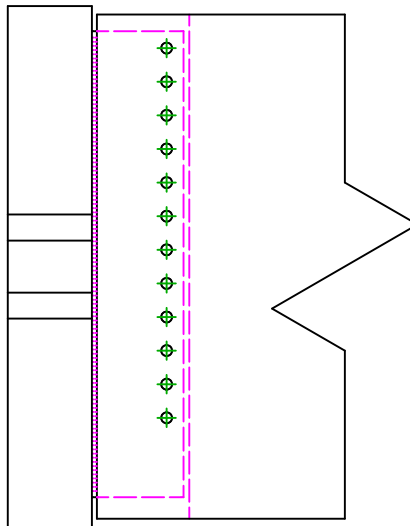
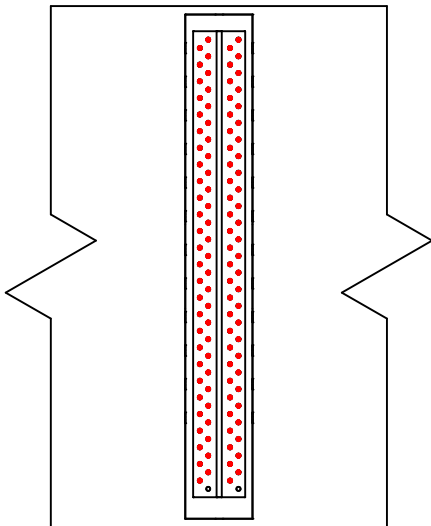
Timber to timber

Joist to beam

Type of fastening

=

Full nailing



Header Fastener(s)	Symbol	Fasteners	Items	Qty
		CNA	CNA4.0X50	108
		CSA	CSA5.0X35/40	
		-	-	
Joist Fastener(s)	Symbol	Fasteners	Items	Qty
		SDD	SDD7.5	12
		STD	STD12	