

SIMPSON

Strong-Tie

Plan de fixation



REV

0

REV DATE

19/08/24

DWG NAME

C_ABR9020S_2D0_NP_BTSTEEL-3-FR

Référence

=

ABR9020S

Fixations

=

Bois sur support rigide

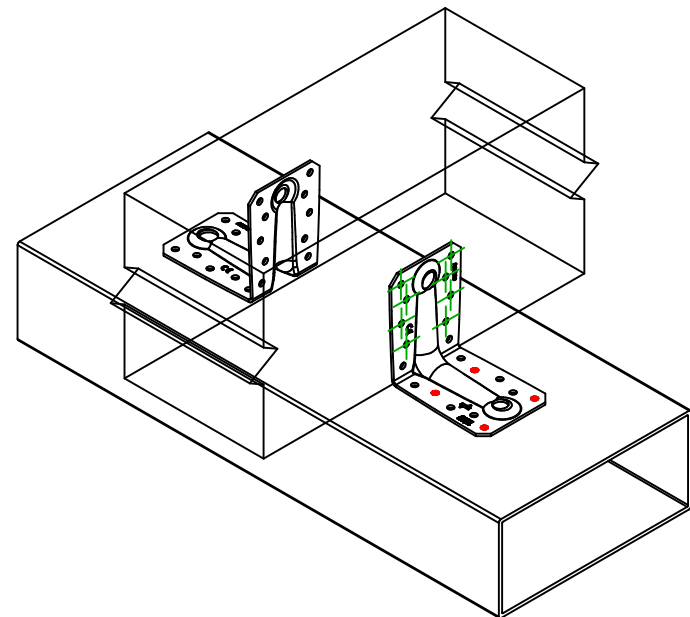
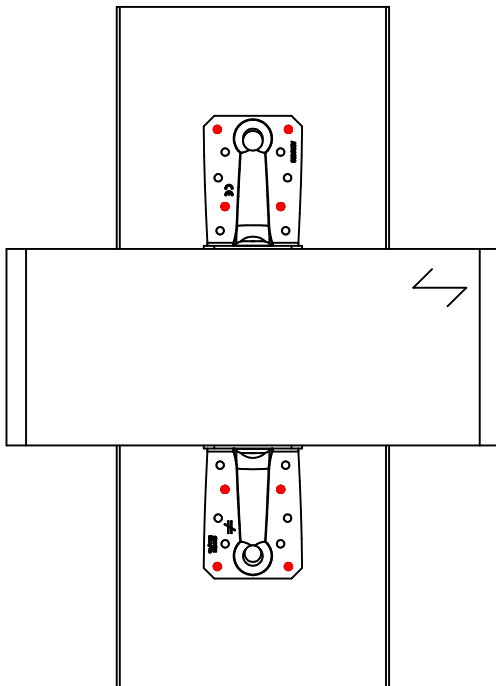
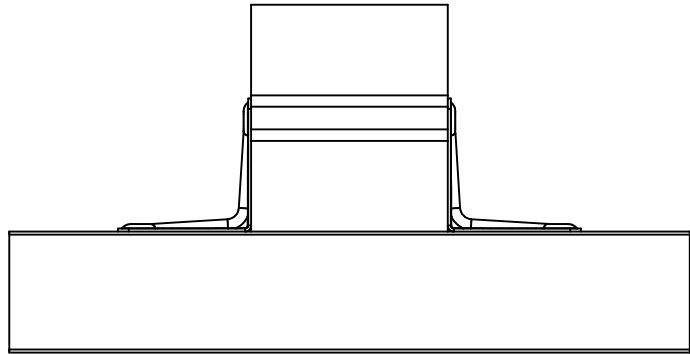
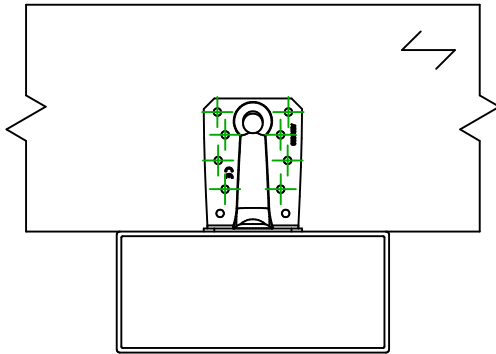
Poutre sur acier

Type de fixation

=

Clouage partiel

Plan de fixation N° 3

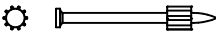


Fixation(s)
Porteur

Symbole



Fixations

PDPA 

Références

PDPA-75

Qté

4 x 2

-

-

-


-

Fixation(s)
Porté

Symbole



Fixations

CNA 

Références

CNA4.0X60

Qté

8 x 2

-

-