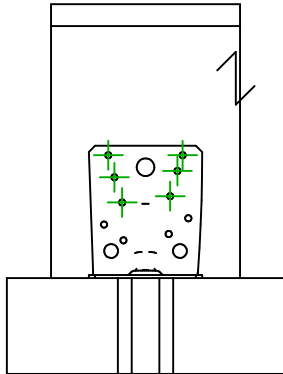
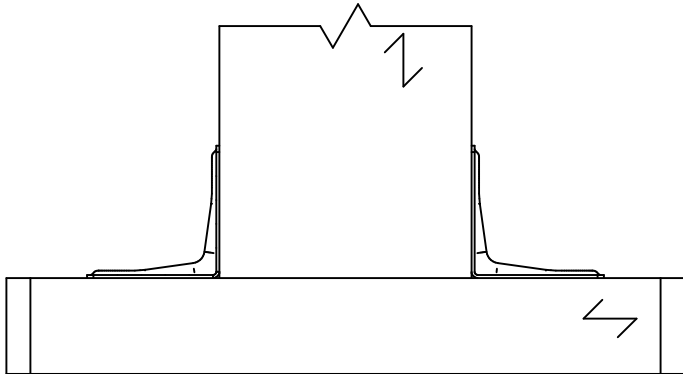
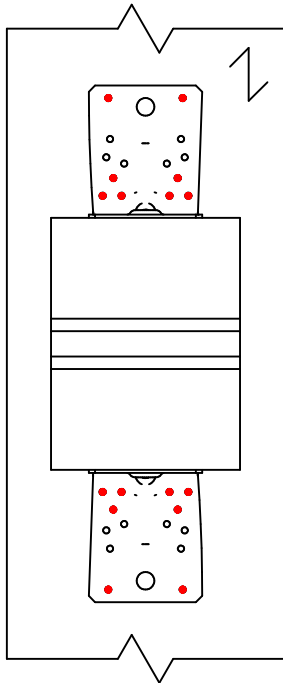
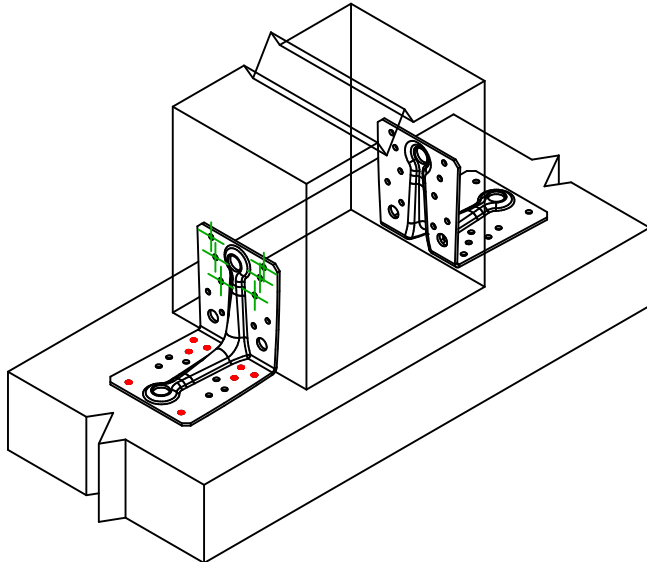





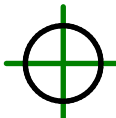






<div><div>SIMPSON</div><div>Strong-Tie</div></div>		<div>Plano de fixação</div>		<div><div><div>≠</div><div>DWG NAME</div></div><div><div>REV</div><div>REV DATE</div></div><div><div>0</div><div>19/08/24</div></div></div> <div>C_ABR10525_2D0_NP_CTB-5-PT</div>	
Referência =		ABR10525			
Fixações =		Madeira sobre madeira	Poste sobre viga		
Sistema de fixação =		Pregagem parcial	Plano de fixação N° 5		
<div><div></div><div></div><div></div><div></div></div>					
Fixações elemento portador	Símbolo	Fixações	Referência	Qtd	
		CNA  	CNA4.0X40/60	8 x 2	
		CSA  	CSA5.0X40		
		-	-		
Fixações elemento suportado	Símbolo	Fixações	Referência	Qtd	
		CNA  	CNA4.0X40/60	6 x 2	
		CSA  	CSA5.0X40		