

SIMPSON**Strong-Tie**

Schema chiodatura



REV

0

REV DATE

12/03/26

DWG NAME

C_ABCLT210_2D0_NP_CLTTOCLT-6-WFU-IT

Codici

=

ABCLT210

Mezzo di giunzione

=

Legno a legno

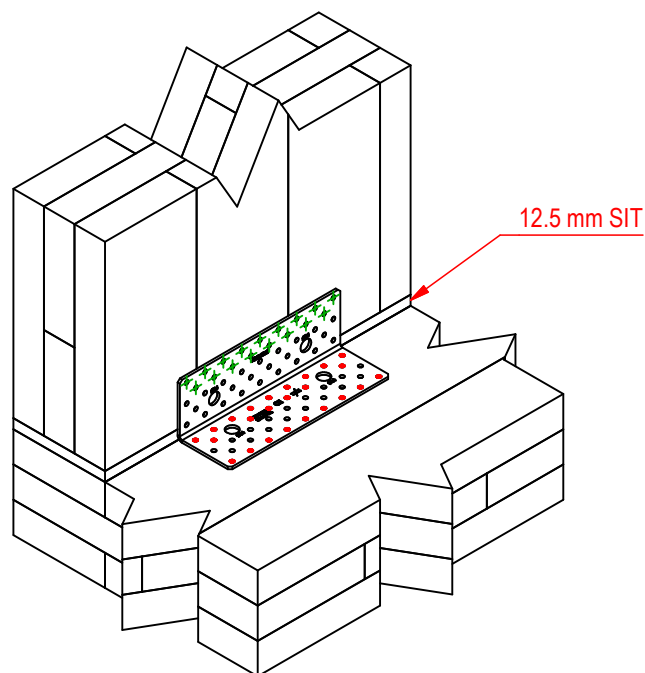
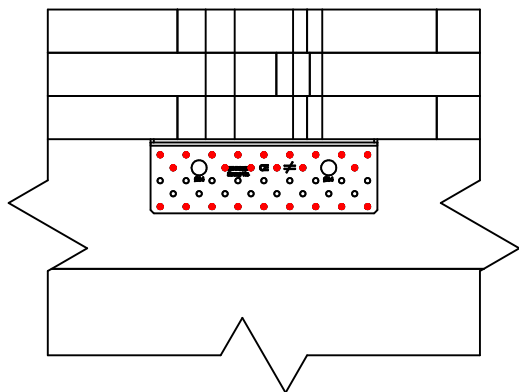
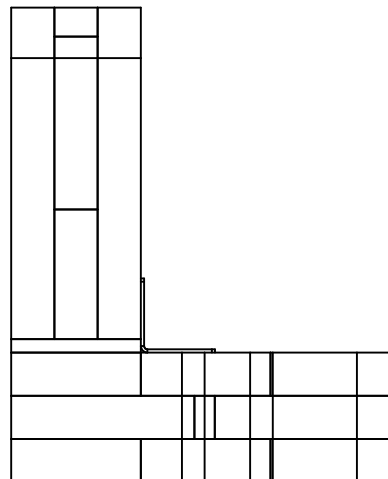
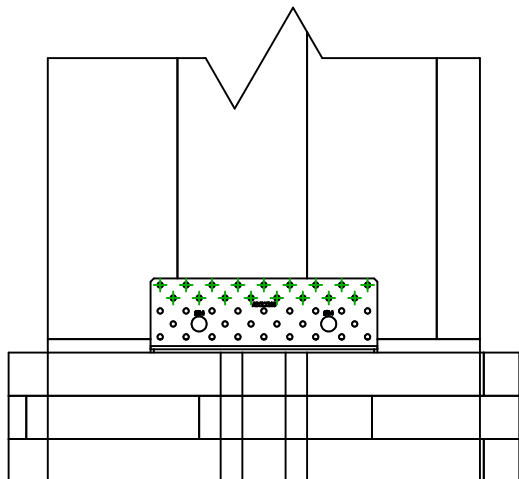
CLT al CLT

Tipo di fissaggio

=

Chiodatura parziale

Schema chiodatura n. 6



12.5 mm SIT

Fissaggio
supporto

Simbolo



Mezzo di giunzione

CSA Ⓢ

CNA ⊕

-

Codici

CSA5.0X35/40/50

CNA4.0X35/40/50/60

-

Q.tà

24

Fissaggio
travetto

Simbolo



Mezzo di giunzione

CSA Ⓢ

CNA ⊕

Codici

CSA5.0X35/40/50

CNA4.0X35/40/50/60

Q.tà

17