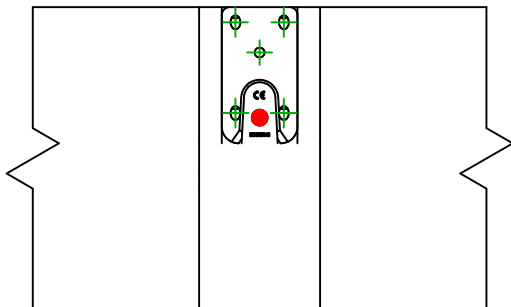

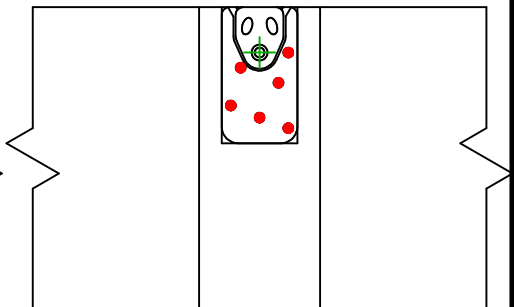
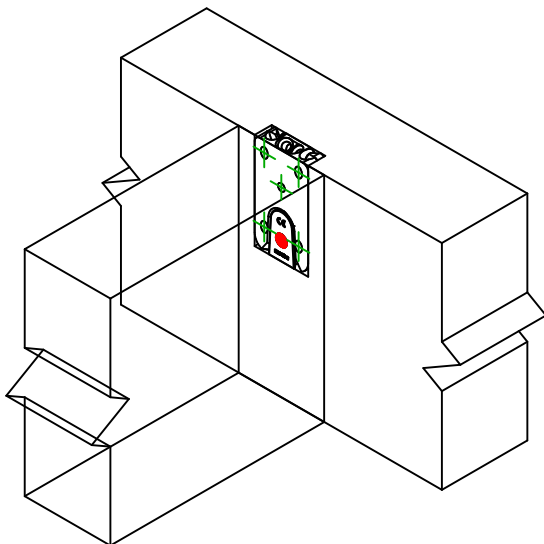
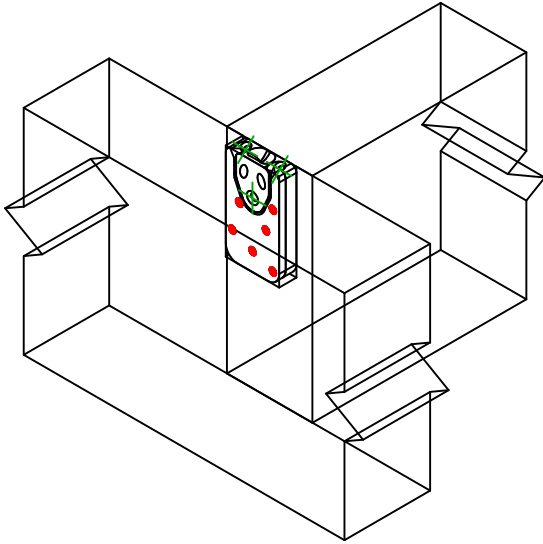






<div><div>SIMPSON</div><div>Strong-Tie</div></div>		<div>Plan de fixation</div>		<div><div><div><div><div></div><div>DWG NAME</div></div><div><div>REV</div><div>REV DATE</div></div><div><div>0</div><div>24/10/25</div></div></div><div><div>C_EGCM90_2D0_NP_JTB-FR</div></div></div></div>	
Référence =		EGCM90			
Fixations =		Bois sur bois		Solve sur poutre	
Type de fixation =		Clouage total			
<div><div></div><div></div><div></div><div></div><div></div></div>					
Fixation(s) Porteur	Symbole	Fixations	Références		Qté
		CSFT 	CSFT6.0X85/110		6
		-	-		
		-	-		
Fixation(s) Porté	Symbole	Fixations	Références		Qté
		CSFT 	CSFT6.0X85/110		5
		-	-		