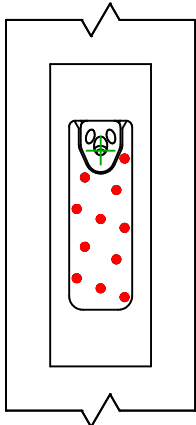
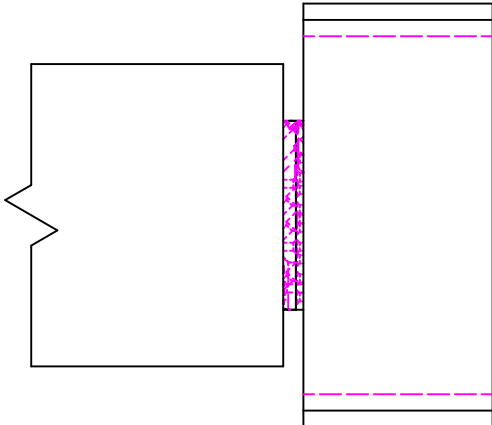
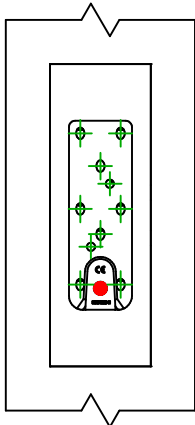
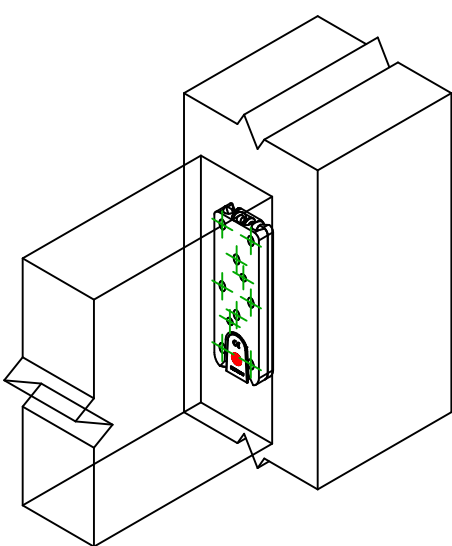
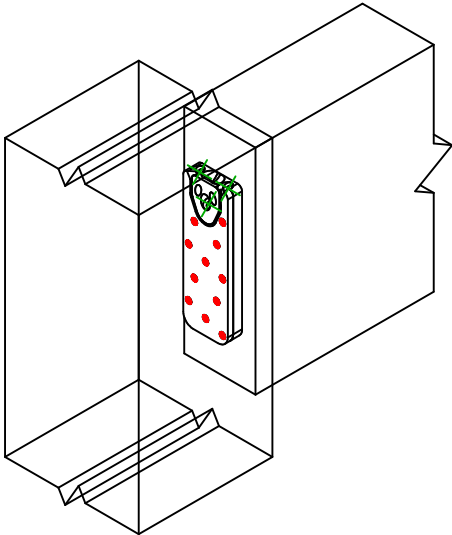

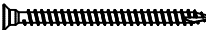




<div><div>SIMPSON</div><div>Strong-Tie</div></div>		<div>Schemat montażu</div>		<div><div>≠</div><div>DWG NAME</div></div>		<div><div>REV</div><div>REV DATE</div></div>		<div><div>0</div><div>24/10/25</div></div>	
Produkt		=		EGCM150					
Łączniki		=		Drewno - drewno		Belka do słupa			
Typ montażu		=		Pełne gwoździowanie					
<div><div></div><div></div><div></div><div></div><div></div></div>									
Łączniki belka główna	Symbol	Łączniki	Produkt		Szt.				
		CSFT 	CSFT6.0X85/110		11				
		-	-						
Łączniki belka drugorzędna	Symbol	Łączniki	Produkt		Szt.				
		CSFT 	CSFT6.0X85/110		10				
		-	-						