

SIMPSON

Strong-Tie

Plan de fixation



REV

0

REV DATE

09/08/24

DWG NAME

C_AB255HD_2D0_NP_CLTTOCLT-3-FR

Référence

=

AB255HD

Fixations

=

Bois sur bois

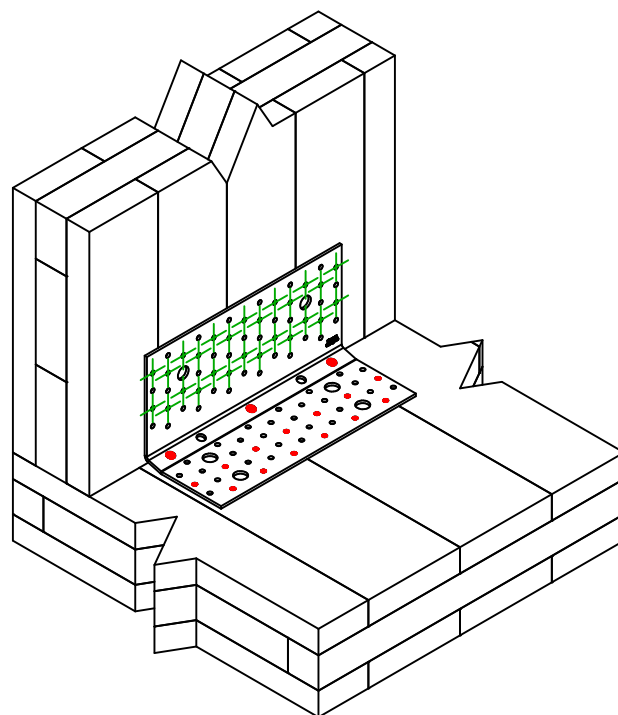
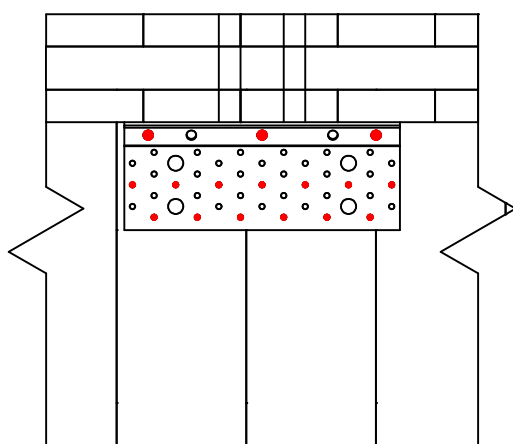
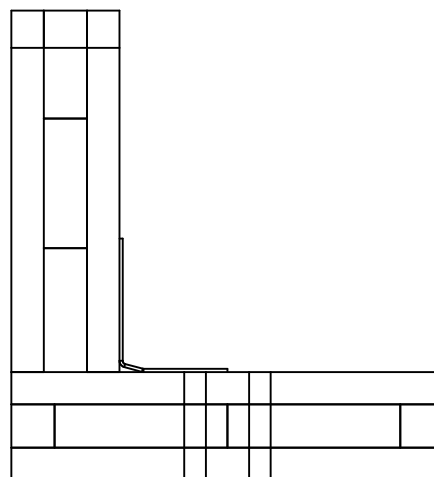
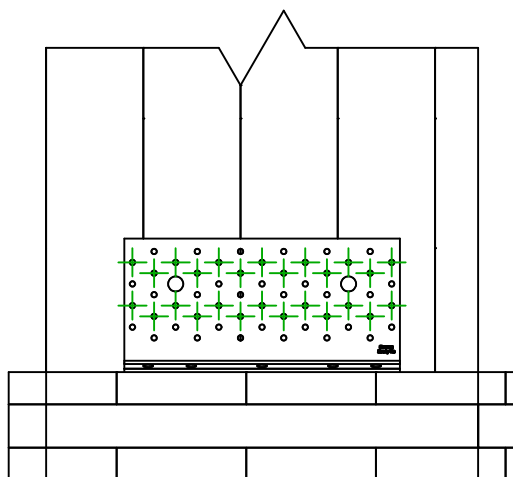
CLT sur CLT

Type de fixation

=

Clouage partiel

Plan de fixation N° 3



Fixation(s)
Porteur

Symbole



Fixations

CNA

CSA

SSH

Références

CNA4.0X35/40/50/60

CSA5.0X35/40/50

SSH10.0X40/50/100/120/160

Qté

13+3

Fixation(s)
Porté

Symbole



Fixations

CNA

CSA

Références

CNA4.0X35/40/50/60

CSA5.0X35/40/50

Qté

26