Plano de fijación

REV	0	
REV DATE	24/10/25	
DWG NAME	C_PU120_2D0_NP_B-PTRS-ES	

Referencia	=	PU120-B	
Fijaciones	=	Madera sobre soporte rígido	Pilar sobre soporte rígido
Sistema de fijación	=	-	

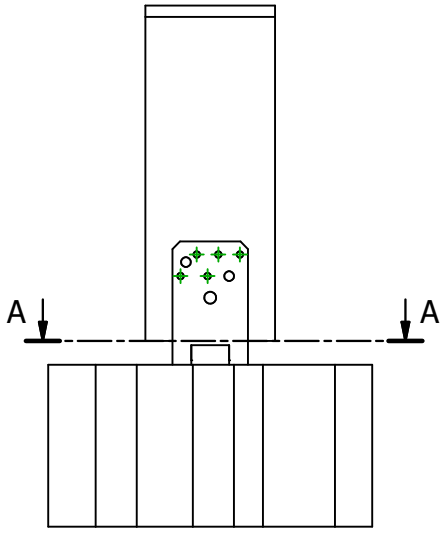

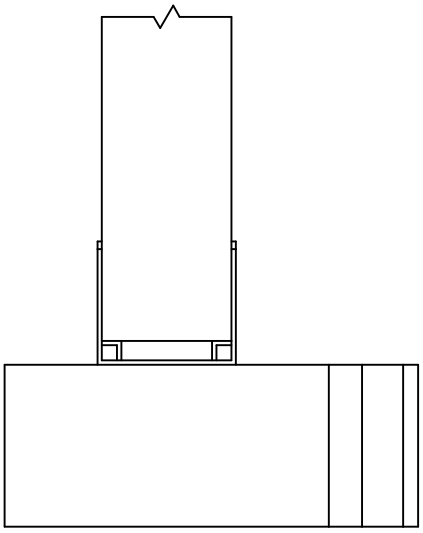

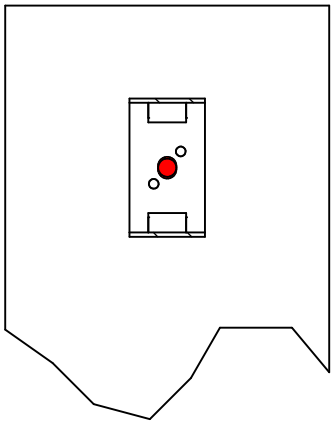

A-A (1:7)

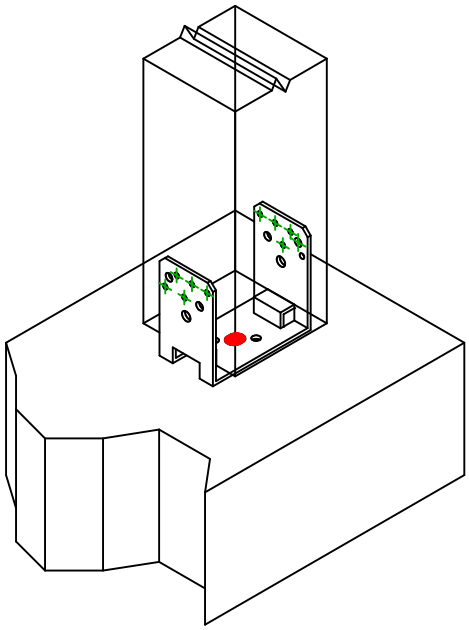

	Símbolo	Fijaciones	Referencia	Ctd
Fijaciones Soporte		**FM-753**	**FM-753 CRACK 3DG M16X150/30**	**1**
		-	-	
		-	-	

	Símbolo	Fijaciones	Referencia	Ctd
Fijaciones Viga Segundaria		**CNA**	**CNA4.0X50**	**10**
		-	-	