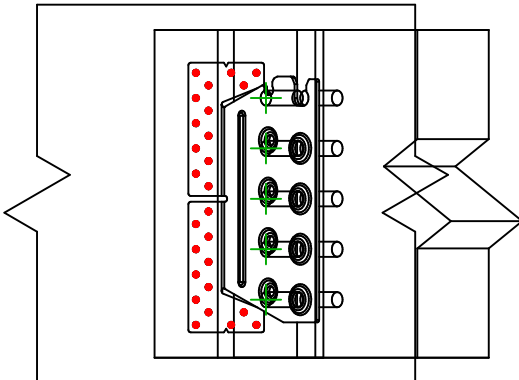
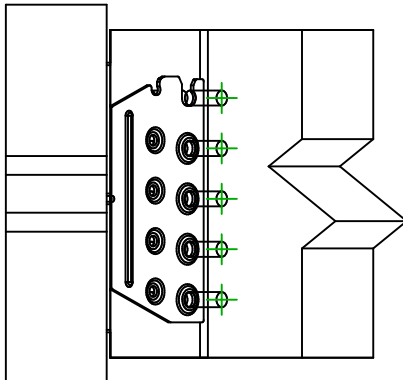
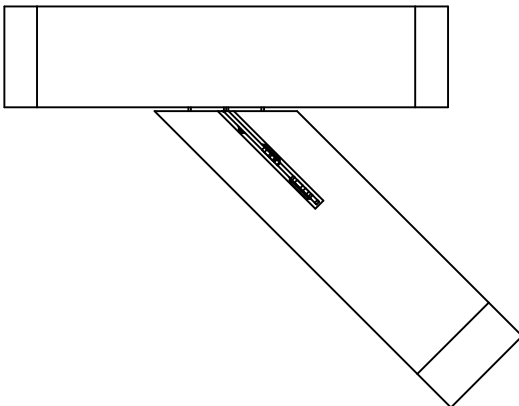
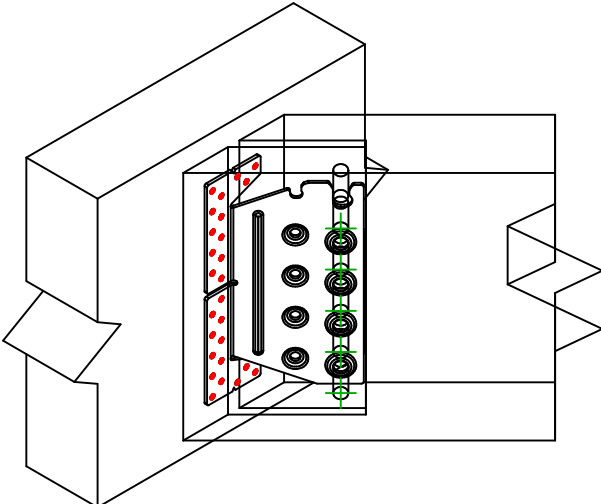







<div><div>SIMPSON</div><div>Strong-Tie</div></div>		<div>Schemat montażu</div>		<div><div><div>≠</div><div>DWG NAME</div></div><div><div>REV</div><div>REV DATE</div></div><div><div>0</div><div>24/10/25</div></div></div> <div>C_TUS-R-24_2D0_NP_FN-PL</div>	
Produkt		TU/SR24			
Łączniki		Drewno - drewno		Belka - belka	
Typ montażu		Pełne gwoździowanie			
<div><div></div><div></div><div></div><div></div></div>					
Łączniki belka główna		Symbol	Łączniki	Produkt	Szt.
			CNA 	CNA4.0X50	26
			CSA 	CSA5.0X40	
		-	-		
Łączniki belka drugorzędna		Symbol	Łączniki	Produkt	Szt.
			STD 	STD12	5
		-	-		