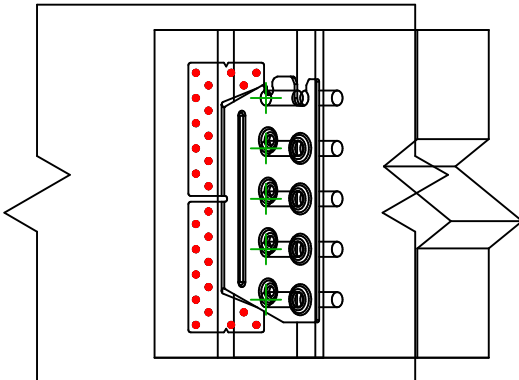
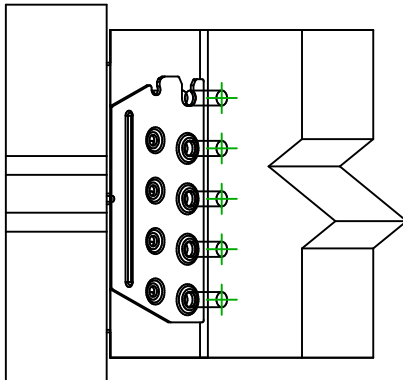
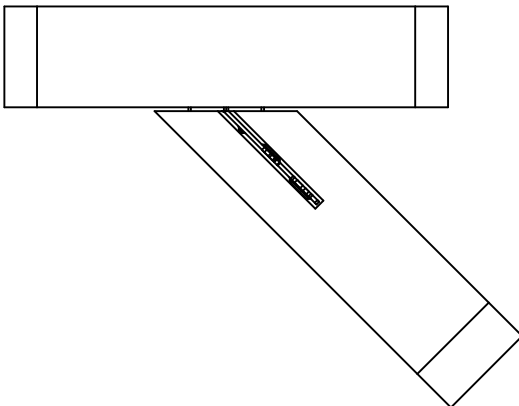
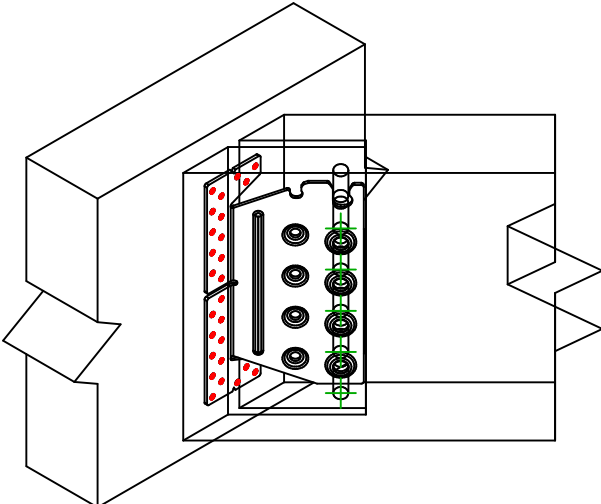







<div><div>SIMPSON</div><div>Strong-Tie</div></div>		<div>Plano de fijación</div>		<div><div>≠</div><div>DWG NAME</div></div>	<div><div>REV</div><div>REV DATE</div></div>	<div><div>0</div><div>24/10/25</div></div>
Referencia		TU/SR24				
Fijaciones		Madera sobre madera		Viga sobre viga		
Sistema de fijación		Clavado total				
<div><div></div><div></div><div></div><div></div></div>						
Fijaciones Soporte	Símbolo	Fijaciones	Referencia		Ctd	
		CNA 	CNA4.0X50		26	
		CSA 	CSA5.0X40			
		-	-			
Fijaciones Viga Secundaria	Símbolo	Fijaciones	Referencia		Ctd	
		STD 	STD12		5	
		-	-			