

SIMPSON

Strong-Tie

# Plan de fixation



REV

0

REV DATE

20/08/24

DWG NAME

C\_ACW155\_2D0\_NP\_BTR-2-FR

Référence

=

ACW155

Fixations

=

Bois sur support rigide

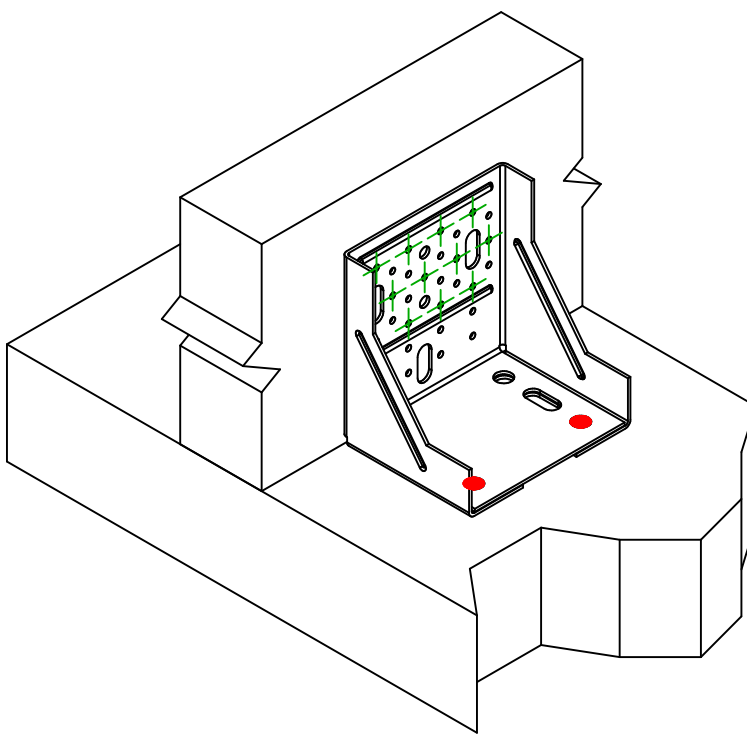
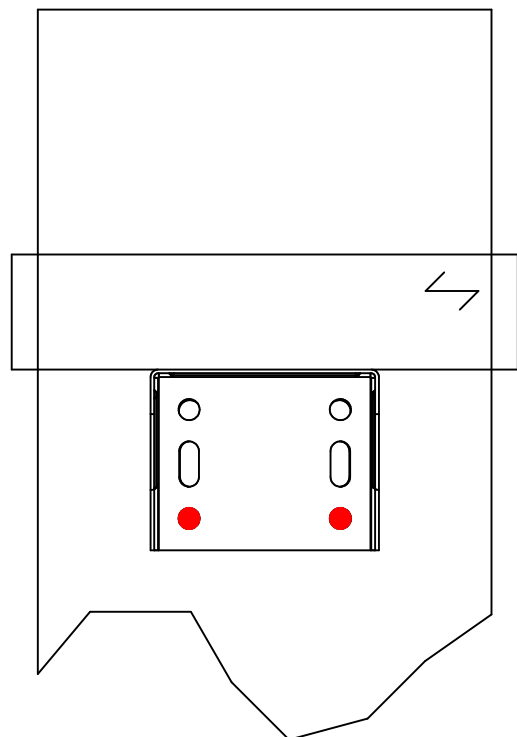
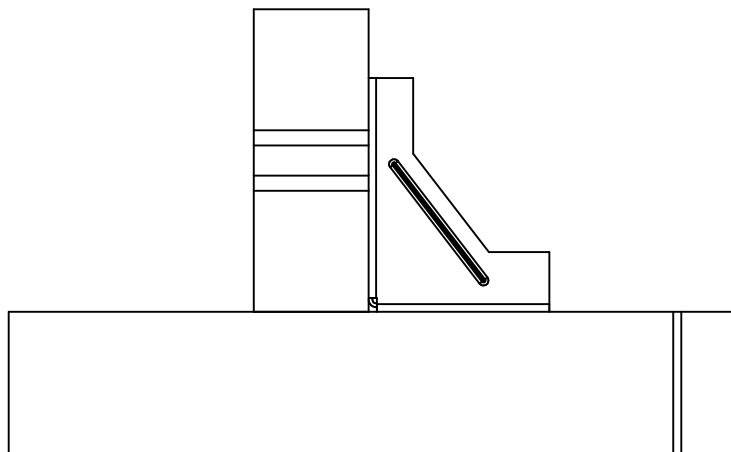
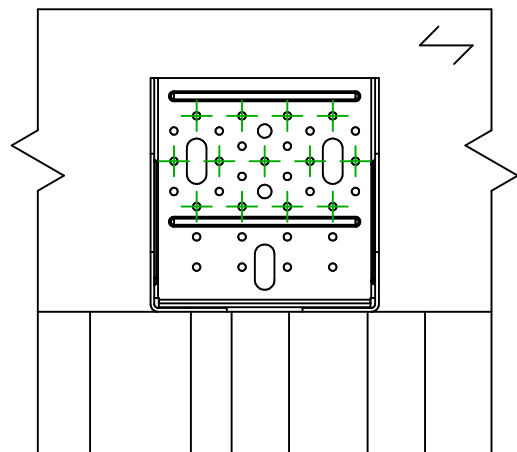
Poutre sur support rigide

Type de fixation

=

Clouage partiel

Plan de fixation N° 2



Fixation(s)  
Porteur

Symbole



Fixations

FM753

LMAS

THD

Références

FM 753 EVO M12X104/5

LMASM12-150/35

THD10X80/5

Qté

2

Fixation(s)  
Porté

Symbole



Fixations

CNA

CSA

Références

CNA4.0X35

CSA5.0X35

Qté

13