

**SIMPSON****Strong-Tie**

# Plan de fixation



REV

0

REV DATE

20/08/24

DWG NAME

C\_AH29050-4\_2D0\_NP\_CTR2-FR

Référence

=

AH29050/4

Fixations

=

Bois sur support rigide

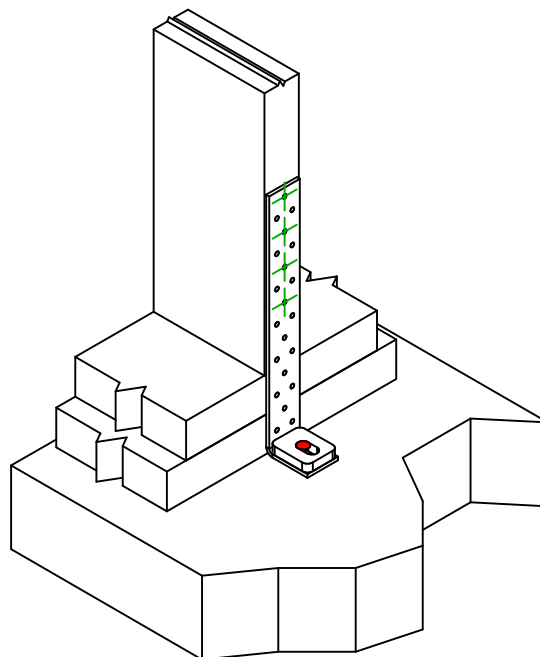
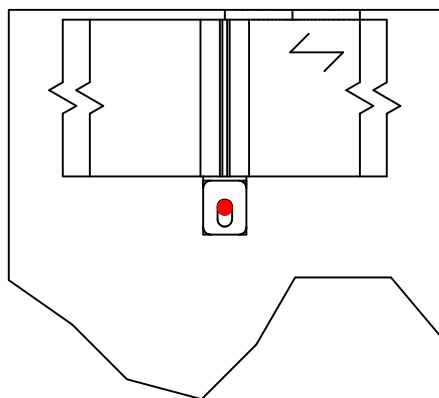
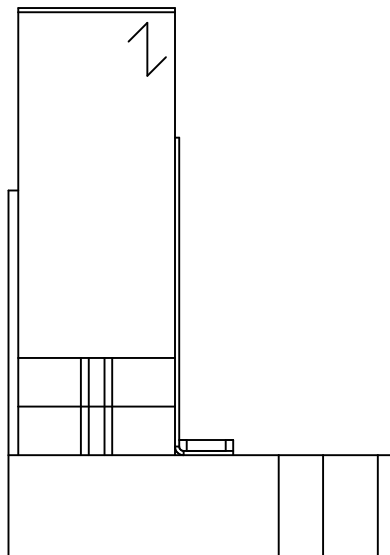
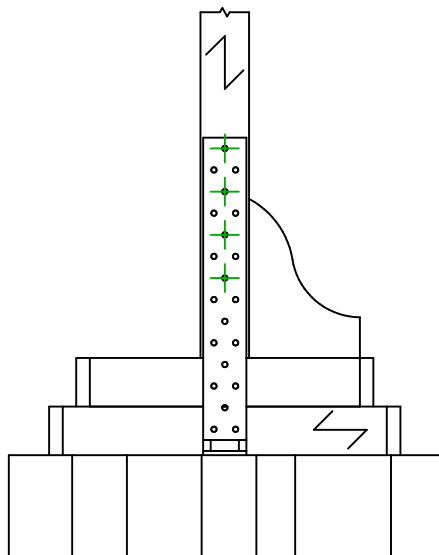
Poteau sur support rigide

Type de fixation

=

Clouage partiel

Plan de fixation N° 2

Fixation(s)  
Porteur

Symbole



Fixations

FM753  

Références

FM 753 EVO M12X119/20

Qté

LMAS  

LMASM12-150/35

1

THD  


THD10X90/15

Fixation(s)  
Porté

Symbole



Fixations

CNA  

CNA4.0X35/40/50

4

CSA  

CSA5.0X35/40/50