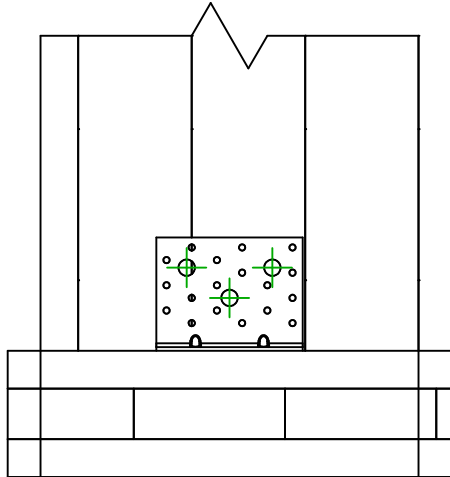
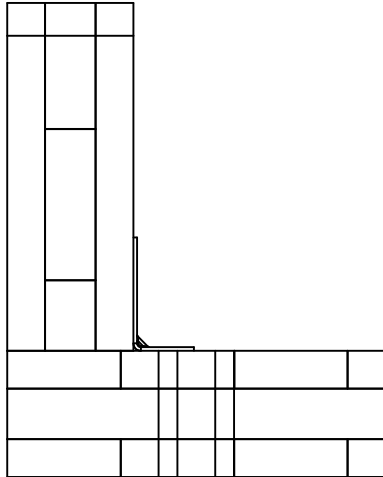
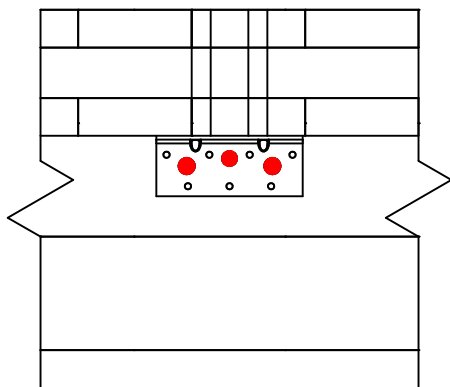
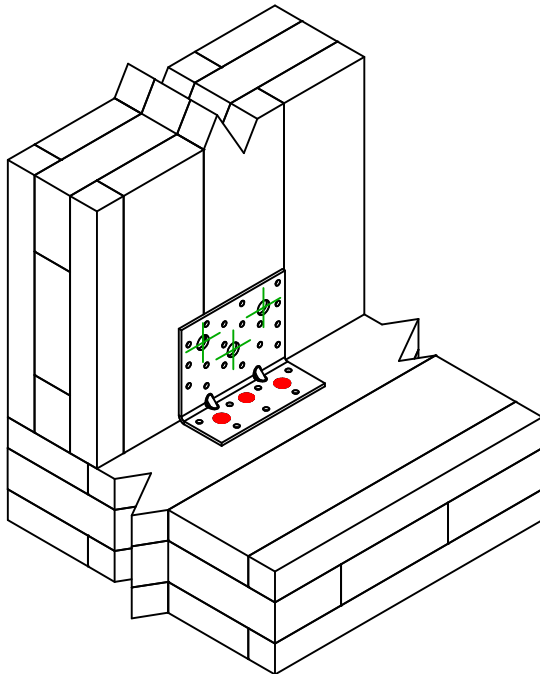








<div><div>SIMPSON</div><div>Strong-Tie</div></div>		<div>Schemat montażu</div>		<div><div><div>≠</div><div>REV</div><div>0</div></div><div><div>REV DATE</div><div>20/08/24</div></div><div><div>DWG NAME</div><div>C_AE116_2D0_NP_CLTTOCLT-10-PL</div></div></div>	
Produkt =		AE116			
Łączniki =		Drewno - drewno		CLT – CLT	
Typ montażu =		Częściowe gwoździowanie		Schemat mocowania nr 10	
<div><div></div><div></div><div></div><div></div></div>					
Łączniki belka główna	Symbol	Łączniki	Produkt	Szt.	
		SSH  	SSH12.0X80	3	
		-	-		
Łączniki belka drugorzędna	Symbol	Łączniki	Produkt	Szt.	
		SSH  	SSH12.0X80	3	
		-	-		