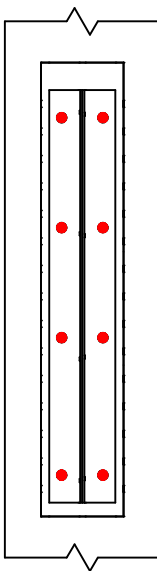
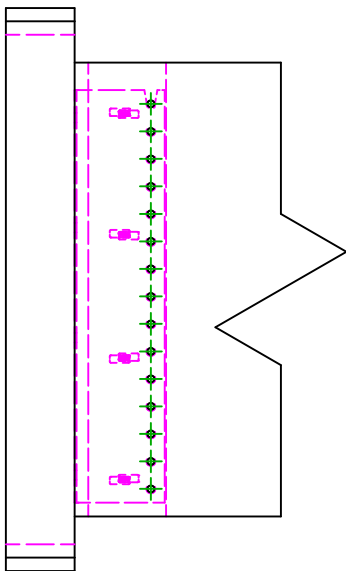
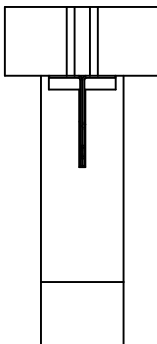
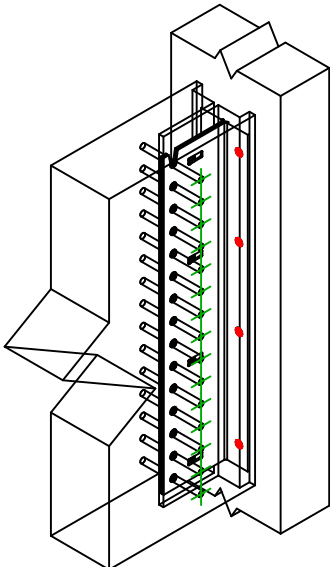






<div><div>SIMPSON</div><div>Strong-Tie</div></div>		<div>Plano de fijación</div>		<div><div><div><div>≠</div></div><div>DWG NAME</div></div><div><div>REV</div><div>REV DATE</div></div><div><div>0</div><div>24/10/25</div></div></div> <div>C_BTC600_2D0_NP_JTP-ES</div>		
Referencia		=		BTC600-B		
Fijaciones		=		Madera sobre madera	Viga sobre pilar	
Sistema de fijación		=		Fijación con SSH		
<div><div></div><div></div><div></div><div></div></div>						
Fijaciones Soporte	Símbolo	Fijaciones		Referencia		Ctd
		SSH		SSH12.0X60		8
		-		-		
		-		-		
Fijaciones Viga Secundaria	Símbolo	Fijaciones		Referencia		Ctd
		STD		STD12		15
		-		-		