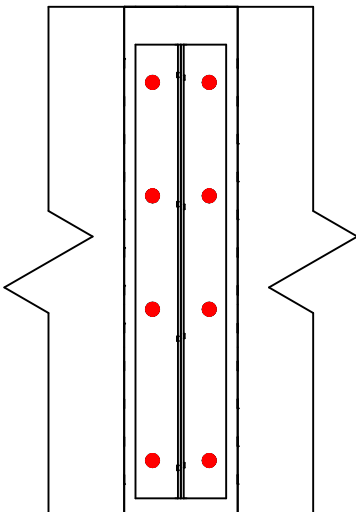
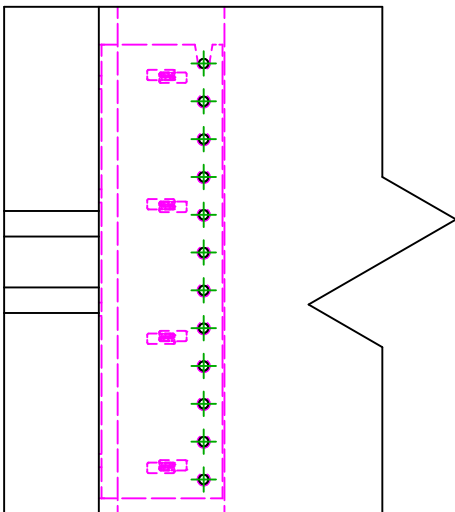
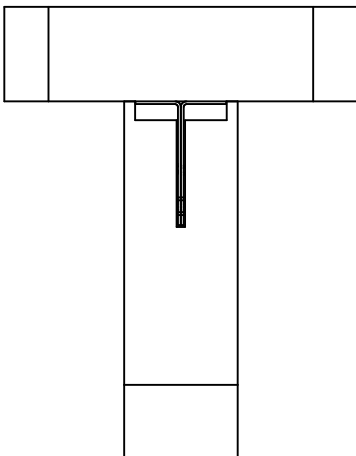
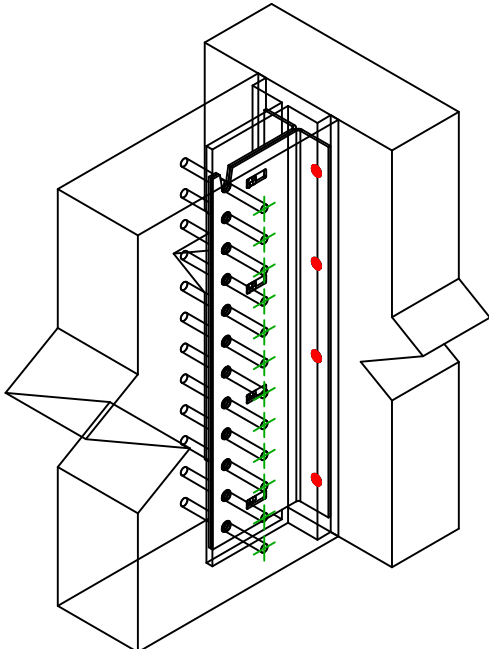






<div><div>SIMPSON</div><div>Strong-Tie</div></div>		<div>Plan de fixation</div>		<div><div><div><div>≠</div></div><div>DWG NAME</div></div><div><div>REV</div><div>REV DATE</div></div><div><div>0</div><div>24/10/25</div><div>C_BTC480_2D0_NP_JTB-FR</div></div></div>	
Référence		BTC480-B			
Fixations		Bois sur bois		Solve sur poutre	
Type de fixation		Fixation avec SSH			
<div><div></div><div></div><div></div><div></div></div>					
Fixation(s) Porteur	Symbole	Fixations		Références	Qté
		SSH 		SSH12.0X60	8
		-		-	
		-		-	
Fixation(s) Porté	Symbole	Fixations		Références	Qté
		STD 		STD12	12
		-		-	