

SIMPSON**Strong-Tie**

Plan de fixation



REV

0

REV DATE

01/06/21

DWG NAME

C_ABR220_2D0_NP_BTR-5-FR

Référence

=

ABR220

Fixations

=

Bois sur support rigide

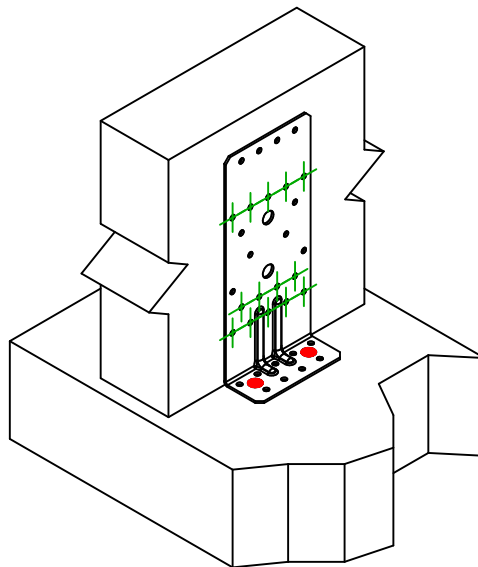
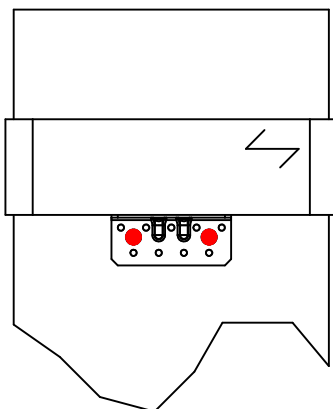
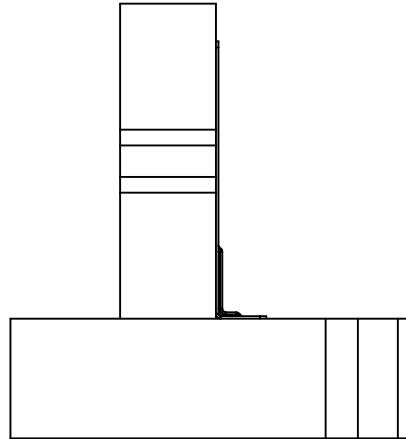
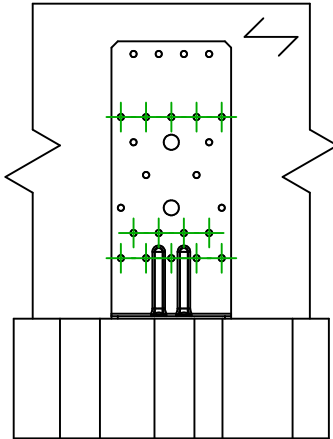
Poutre sur support rigide

Type de fixation

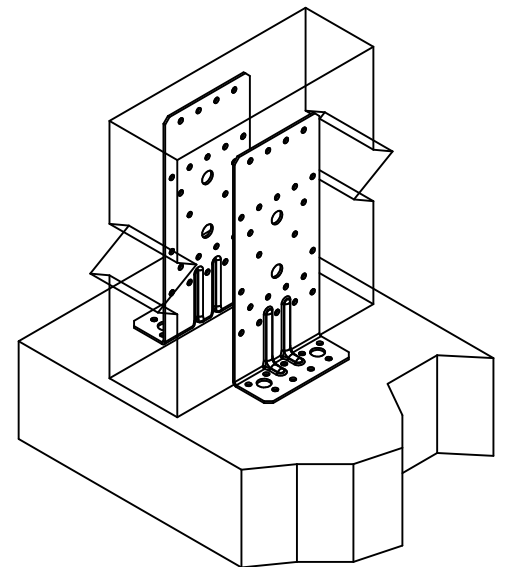
=

Clouage partiel

Plan de fixation N° 5



Mise en oeuvre pour 1 équerre

Mise en oeuvre
pour 2 équerresFixation(s)
Porteur

Symbole



Fixations

FM753

FM 753 EVO M10X78/5

LMAS

LMASM10-120/25

THD

THD8X70/5

Qté

2

Fixation(s)
Porté

Symbole



Fixations

CNA

CNA4.0X40/50/60

CSA

CSA5.0X40/50

Qté

14