

SIMPSON

Strong-Tie

Plan de fixation



REV

0

REV DATE

19/08/24

DWG NAME

C_ABR170_2D0_NP_CTR-9-FR

Référence

=

ABR170

Fixations

=

Bois sur support rigide

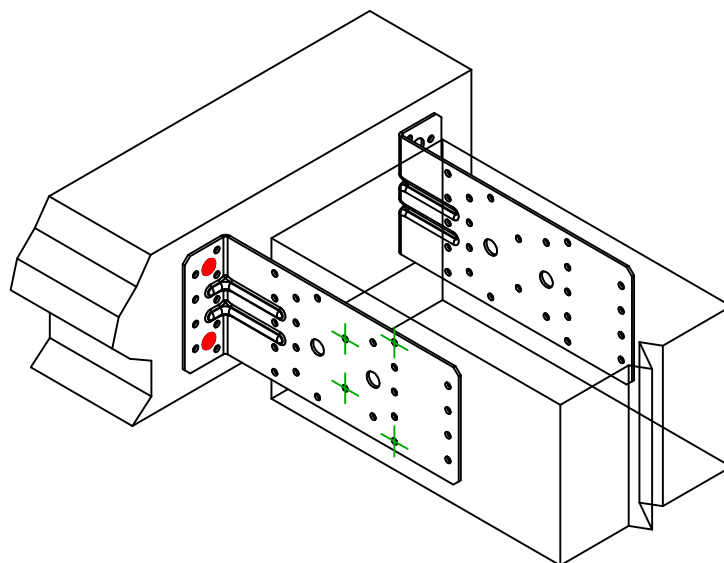
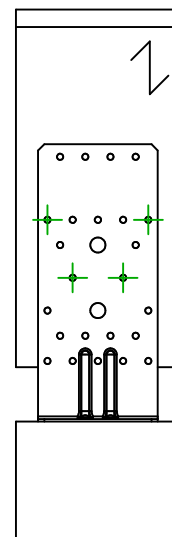
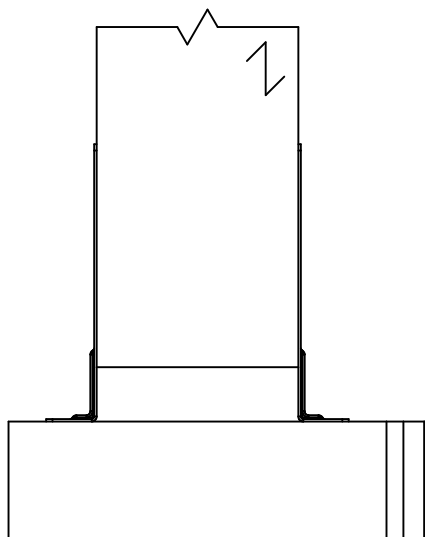
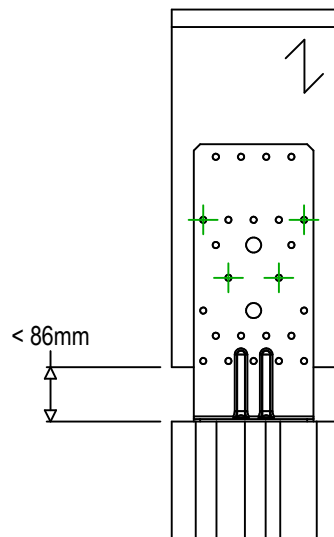
Poutre sur support rigide

Type de fixation

=

Clouage partiel

Plan de fixation N° 9



Fixation(s)
Porteur

Symbole



Fixations

FM753

LMAS

THD

Références

FM 753 EVO M10X78/5

LMASM10-120/25

THD8X70/5

Qté

2 x 2

Fixation(s)
Porté

Symbole



Fixations

CNA

CSA

Références

CNA4.0X40/50/60

CSA5.0X40/50

Qté

4 x 2