

SIMPSON**Strong-Tie**

Plano de fijación



REV

0

REV DATE

19/08/24

DWG NAME

C_ABR7015Z_2D0_NP_BTb-1-ES

Referencia

=

ABR7015Z

Fijaciones

=

Madera sobre madera

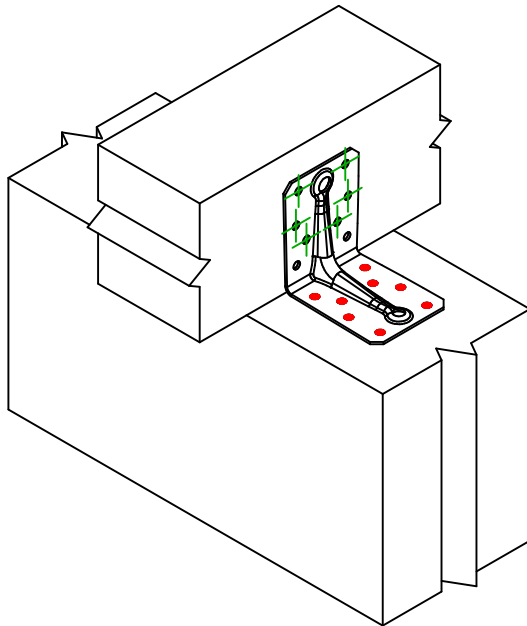
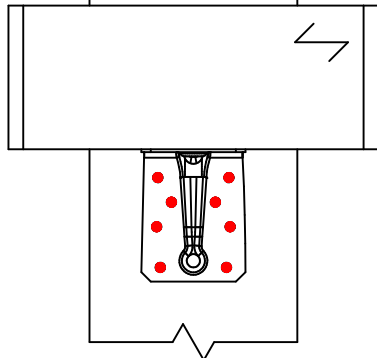
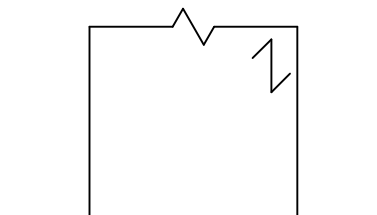
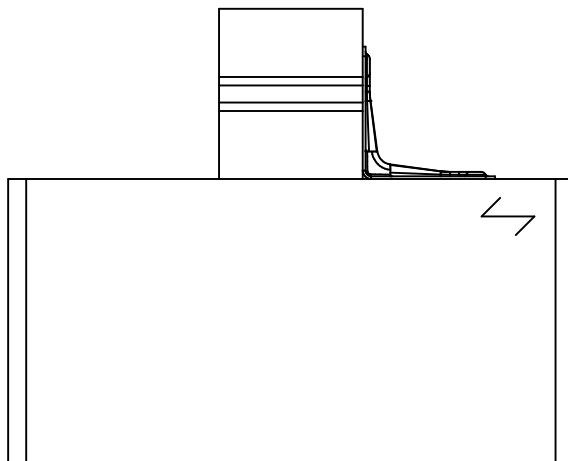
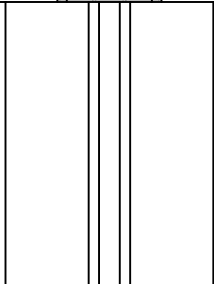
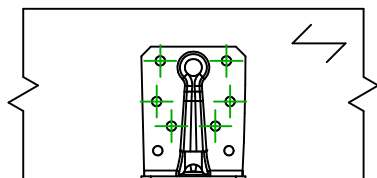
Viga sobre viga

Sistema de fijación

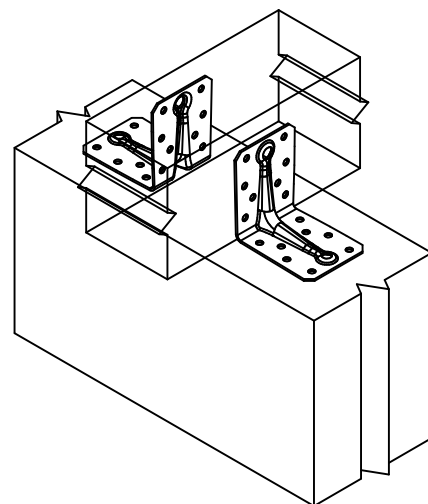
=

Clavado total

Plan de fijación N° 1



Instalación para 1 escuadra



Instalación para 2
escuadras

Fijaciones
Soporte

Símbolo



Fijaciones

CNA

CSA

-

Referencia

CNA4.0X40/50/60

CSA5.0X40/50

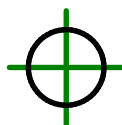
-

Ctd

8

Fijaciones
Viga
Secundaria

Símbolo



Fijaciones

CNA

CSA

Referencia

CNA4.0X40/50/60

CSA5.0X40/50

Ctd

6