

SIMPSON

Strong-Tie

Plan de fixation



REV

0

REV DATE

09/08/24

DWG NAME

C_ABR105_2D0_NP_BTC-5-FR

Référence

=

ABR105

Fixations

=

Bois sur bois

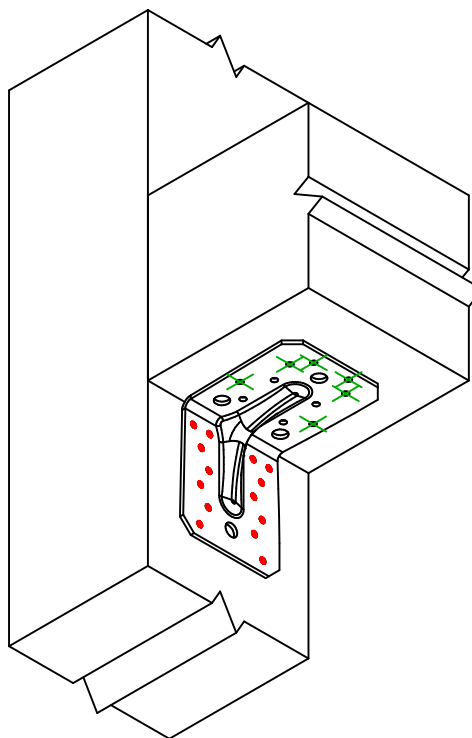

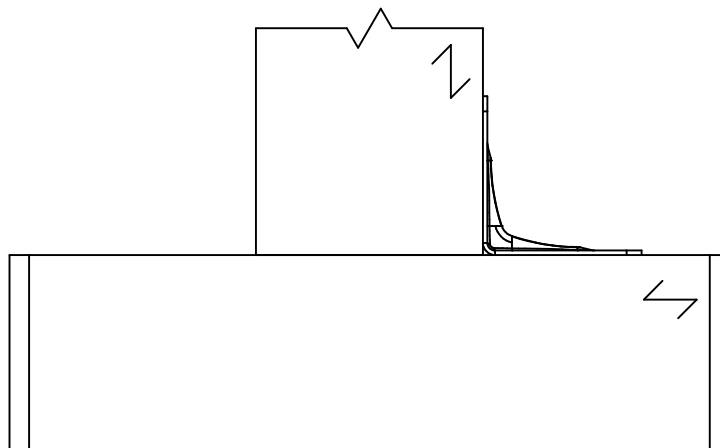
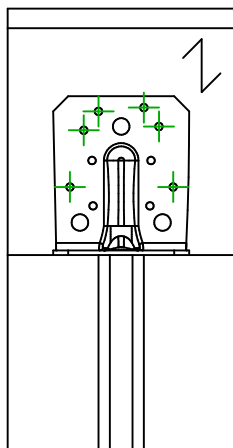
Poutre sur poteau

Type de fixation

=

Clouage partiel

Plan de fixation N° 5



Fixation(s)
Porteur

Symbole



Fixations

CNA

CSA

-

Références

CNA4.0X40/60

CSA5.0X40

-

Qté

14

Fixation(s)
Porté

Symbole



Fixations

CNA

CSA

Références

CNA4.0X40/60

CSA5.0X40

Qté

6