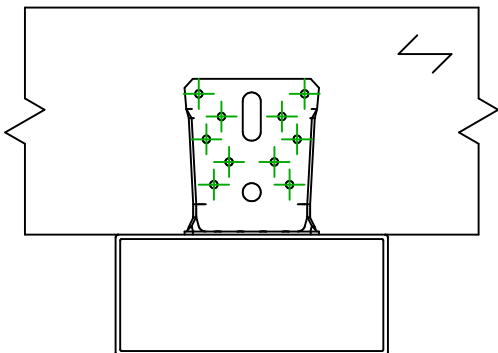
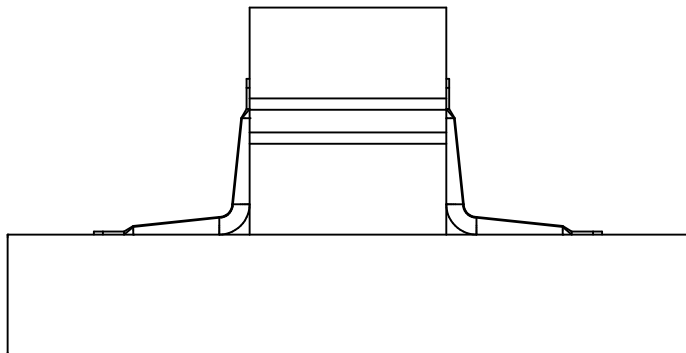
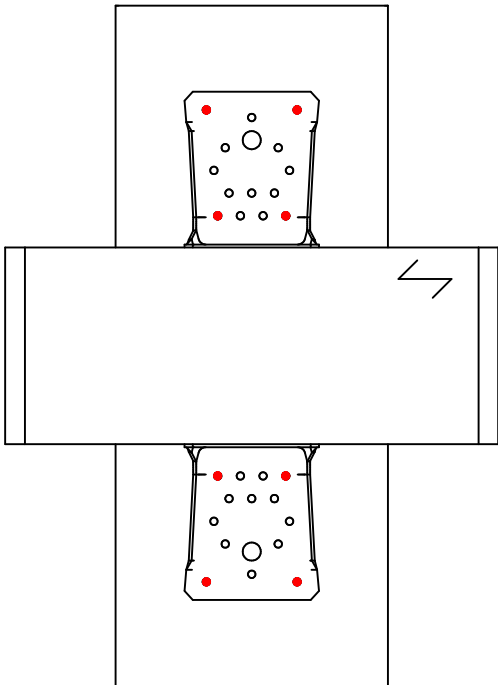
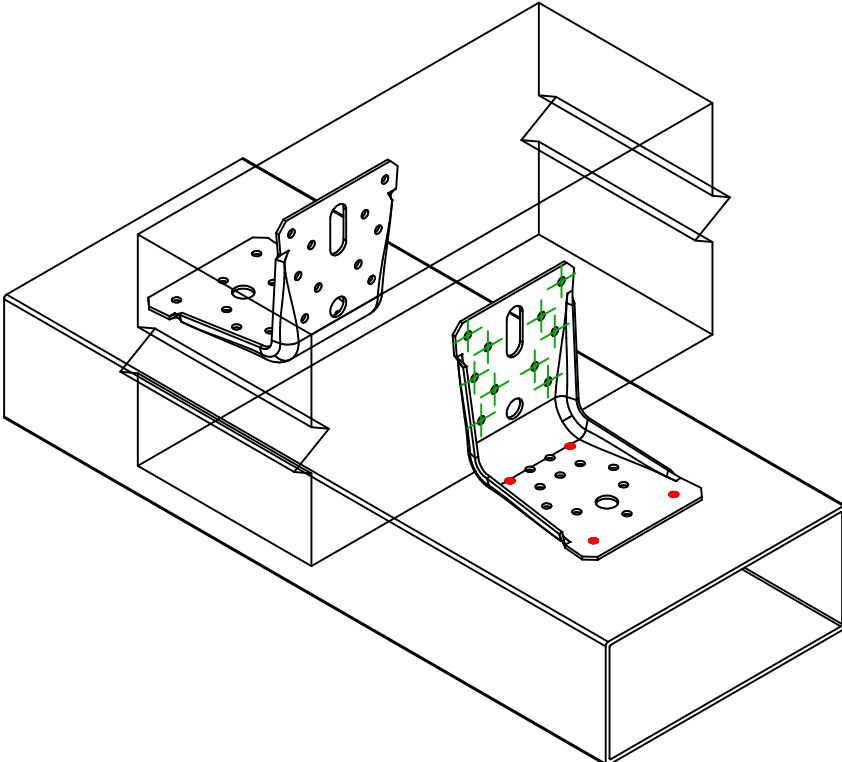

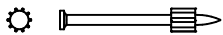

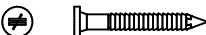


<div><div>SIMPSON</div><div>Strong-Tie</div></div>		<div>Plano de fixação</div>		<div><div><div>≠</div><div>DWG NAME</div></div><div><div>REV</div><div>REV DATE</div></div><div><div>0</div><div>09/08/24</div></div></div> <div>C_ABR100_2D0_NP_BTSTEEL-3-PT</div>	
Referência		= ABR100			
Fixações		= Madeira sobre suporte rígido		Viga sobre aço	
Sistema de fixação		= Pregagem parcial		Plano de fixação N° 3	
<div><div></div><div></div><div></div><div></div></div>					
Fixações elemento portador	Símbolo	Fixações	Referência		Qtd
		PDPA 	PDPA-75		4 x 2
		-	-		
		-	-		
Fixações elemento suportado	Símbolo	Fixações	Referência		Qtd
		CNA 	CNA4.0X60		10 x 2
		-	-		