

SIMPSON**Strong-Tie**

Schema chiodatura



REV

0

REV DATE

24/10/25

DWG NAME

C_EGCL60_2D0_NP_JTP-IT

Codici

=

EGCL60

Mezzo di giunzione

=

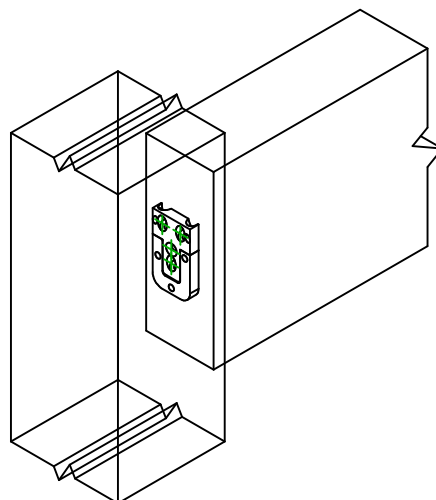
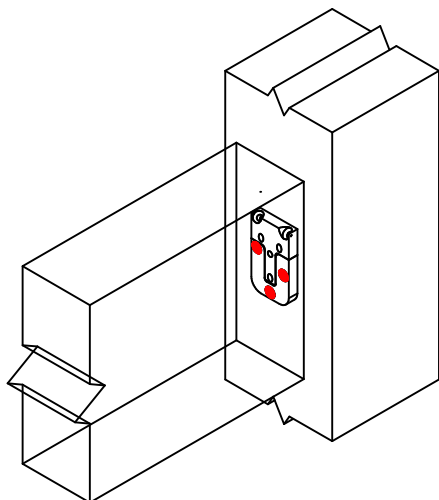
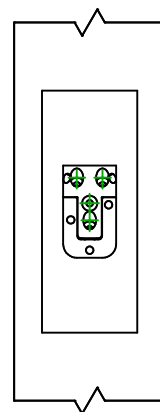

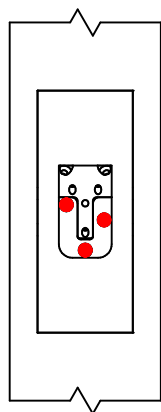
Legno a legno

Trave a pilastro

Tipo di fissaggio

=

Chiodatura completa



| Fissaggio supporto | Simbolo | Mezzo di giunzione | Codici | Q.tà |
|--------------------|---------|--------------------|-------------|------|
| | | CSA | CSA5.0X40 | 3 |
| | | - | - | |
| | | - | - | |
| Fissaggio travetto | Simbolo | Mezzo di giunzione | Codici | Q.tà |
| | | TTUFS | TTUFS4.0X60 | 4 |
| | | - | - | |