

**SIMPSON****Strong-Tie**

# Plan de fixation



REV

0

REV DATE

24/10/25

DWG NAME

C\_PPJET70-750\_2D0\_NP\_PTS-FR

Référence

=

PPJET70/750

Fixations

=

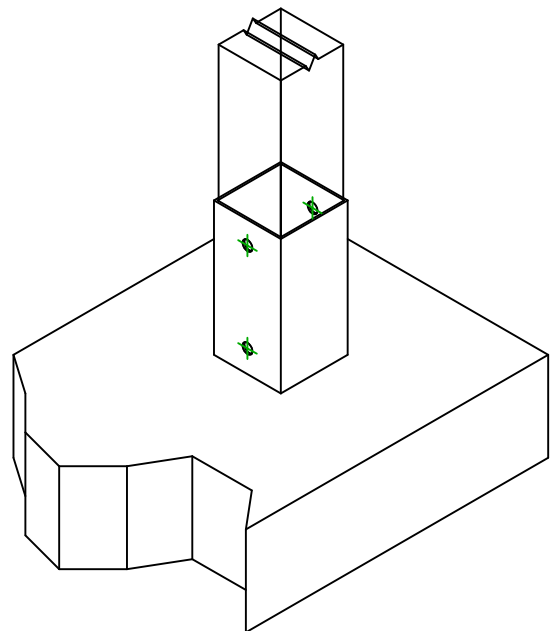
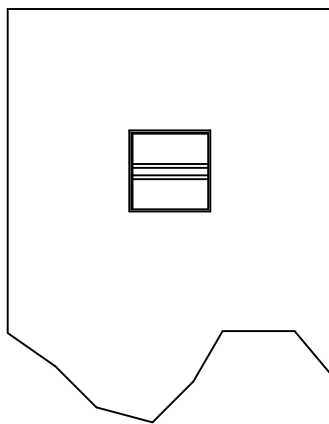
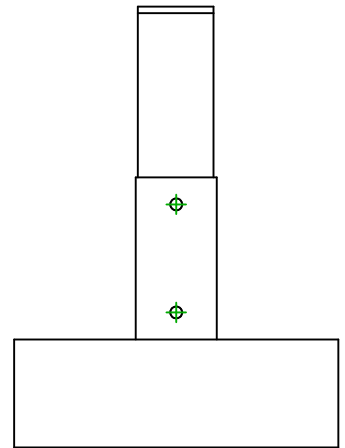
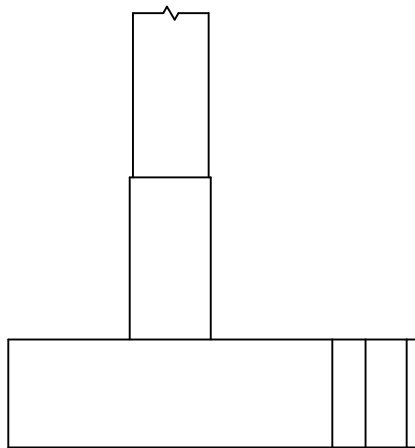
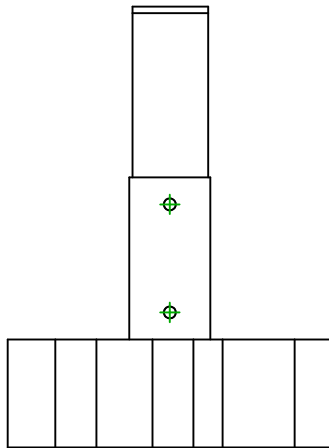
Bois sur support rigide

Poteau sur support rigide

Type de fixation

=

-

Fixation(s)  
Porteur

Symbole



Fixations

-

-

-

Références

-

-

-

Qté

-


Fixation(s)  
Porté

Symbole




Fixations

SSH



LAG



Références

SSH10

LAG10

Qté

4