

SIMPSON**Strong-Tie**

Plan de fixation



REV

0

REV DATE

24/10/25

DWG NAME

C_PPJBT90PB_2D0_NP_PTRS-FR

Référence

=

PPJBT90PB

Fixations

=

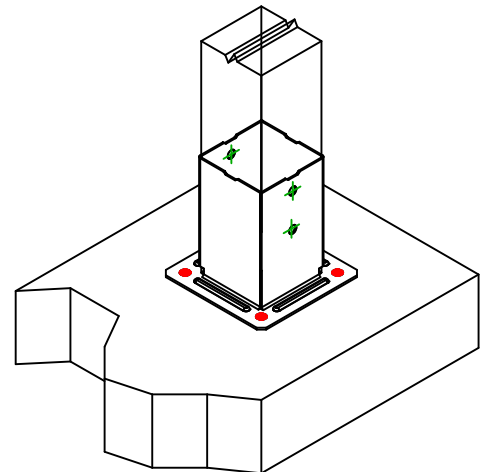
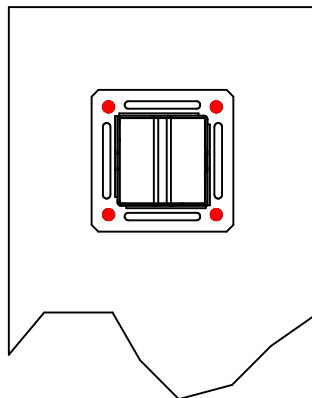
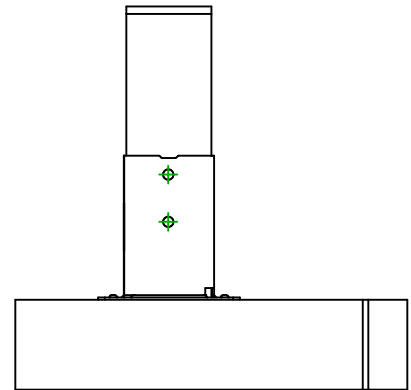
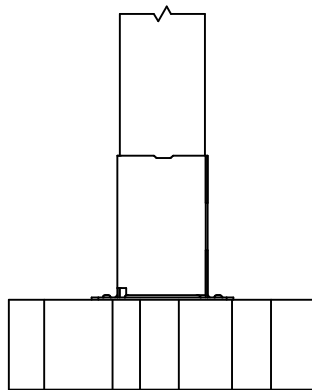
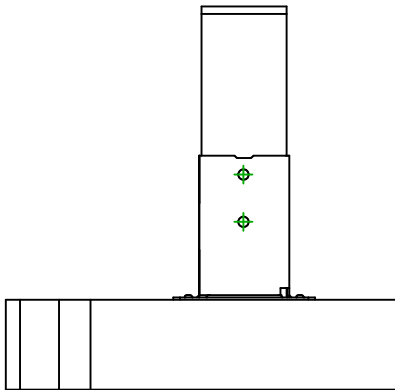
Bois sur support rigide

Poteau sur support rigide

Type de fixation

=

-

Fixation(s)
Porteur

Symbole



Fixations

FM-753

-

-

Références

FM-753 3DG M10X75/5

-

-

Qté

4

Fixation(s)
Porté

Symbole



Fixations

SSH

LAG

Références

SSH10

LAG10

Qté

4