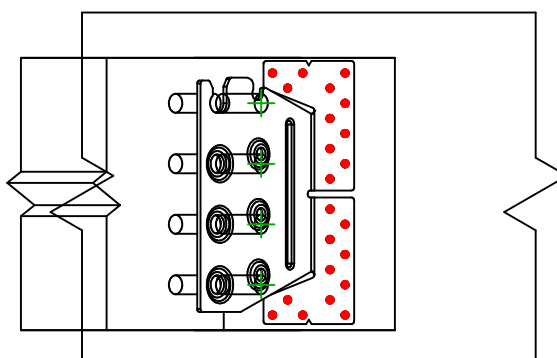
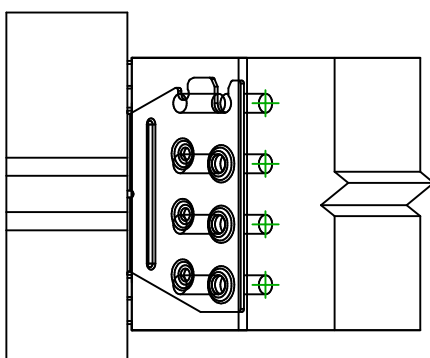
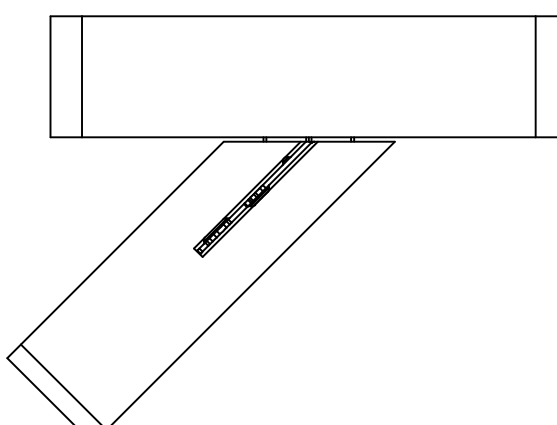
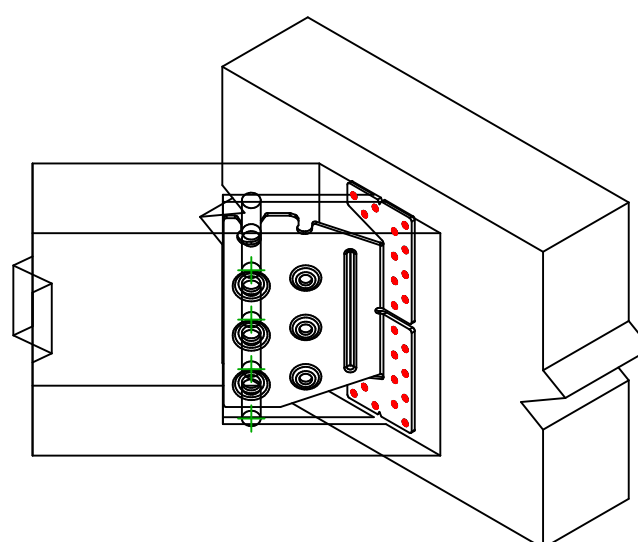



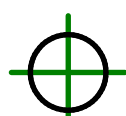



| | | | | | | |
|---|---|---|------------|--|-----|--|
| <div><div>SIMPSON</div><div>Strong-Tie</div></div> | | <div>Plan de fixation</div> | | <div><div><div>≠</div><div>DWG NAME</div></div><div><div>REV</div><div>REV DATE</div></div><div><div>0</div><div>24/10/25</div></div></div> <div>C_TUS-L-20_2D0_NP_FN-FR</div> | | |
| Référence | | TU/SL20 | | | | |
| Fixations | | Bois sur bois | | Solve sur poutre | | |
| Type de fixation | | Clouage total | | | | |
| <div><div></div><div></div><div></div><div></div></div> | | | | | | |
| Fixation(s) Porteur | Symbole | Fixations | Références | | Qté | |
| |  | CNA  | CNA4.0X50 | | 22 | |
| | | CSA  | CSA5.0X40 | | | |
| | | - | - | | | |
| Fixation(s) Porté | Symbole | Fixations | Références | | Qté | |
| |  | STD  | STD12 | | 4 | |
| | | - | - | | | |