

**SIMPSON****Strong-Tie**

# Plan de fixation



REV

0

REV DATE

19/08/24

DWG NAME

C\_ABR255SO\_2D0\_NP\_CLTTORIGID-1-FR

Référence

=

ABR255SO

Fixations

=

Bois sur support rigide

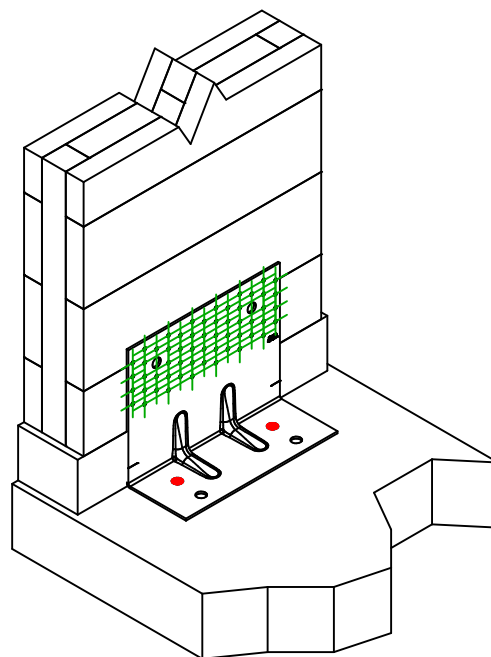
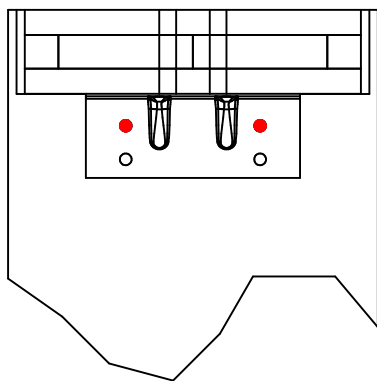
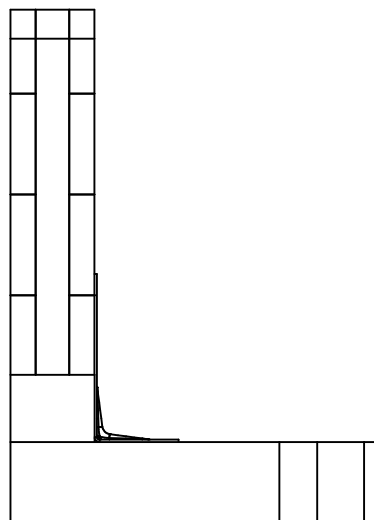
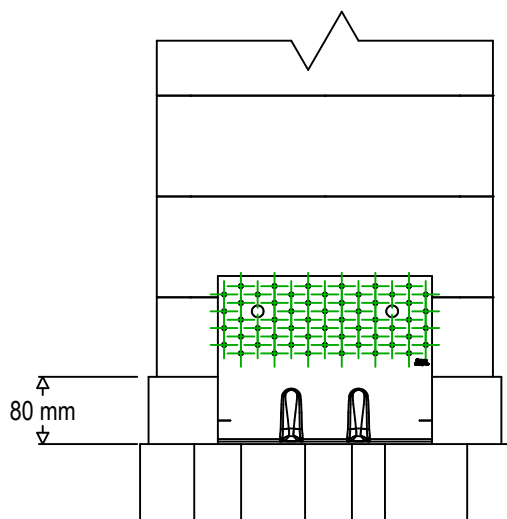
CLT sur support rigide

Type de fixation

=

Clouage total

Plan de fixation N° 1

Fixation(s)  
Porteur

Symbole



Fixations

FM753

LMAS

THD

Références

FM 753 EVO M12X104/5

LMASM12-150/35

THD10X80/5

Qté

2

Fixation(s)  
Porté

Symbole



Fixations

CNA

CSA

Références

CNA4.0X35/40/50/60

CSA5.0X35/40/50

Qté

56