

SIMPSON

Strong-Tie

Fastening pattern



REV

0

REV DATE

21/08/24

DWG NAME

C_ES11-160_2D0_NP_BTb-UK

Item

=

ES11/160

Fasteners

=

Timber to timber

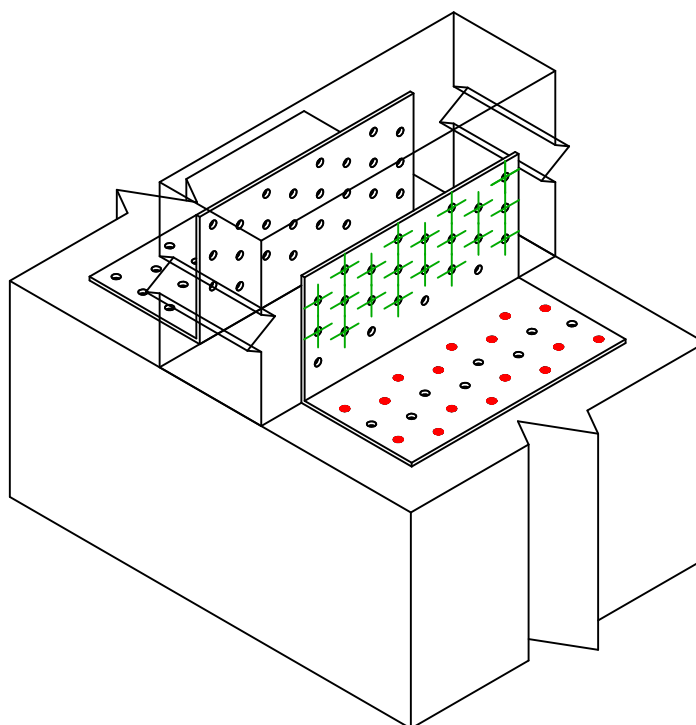
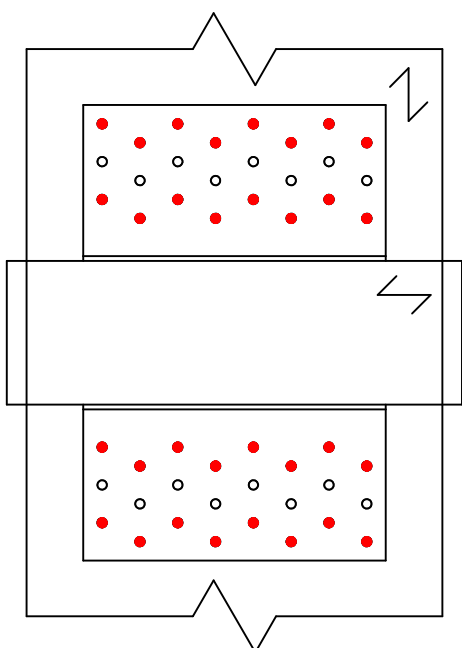
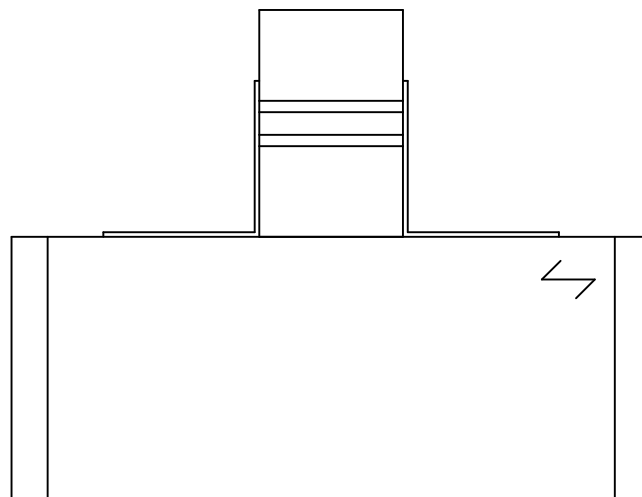
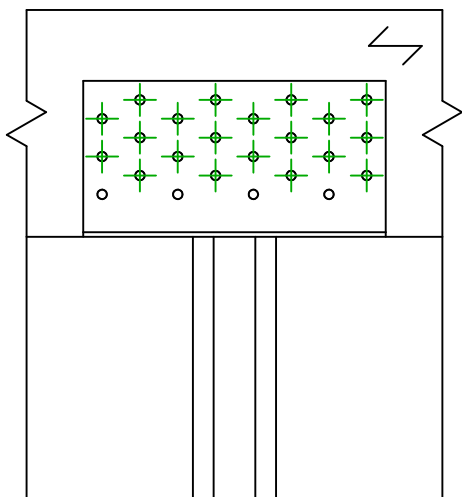
Beam to beam

Type of fastening

=

Partial nailing

Fastening plan No. 1



Header
Fastener(s)

Symbol



Fasteners

CNA

CNA4.0X35/40/50/60

CSA

CSA5.0X35/40/50

-

-

Qty

16 x 2

Joist
Fastener(s)

Symbol



Fasteners

CNA

CNA4.0X35/40/50/60

CSA

CSA5.0X35/40/50

Qty

20 x 2