

**SIMPSON****Strong-Tie**

# Plano de fijación



REV

0

REV DATE

21/08/24

DWG NAME

C\_ES10-80\_2D0\_NP\_BTb-ES

Referencia

=

ES10/80

Fijaciones

=

Madera sobre madera

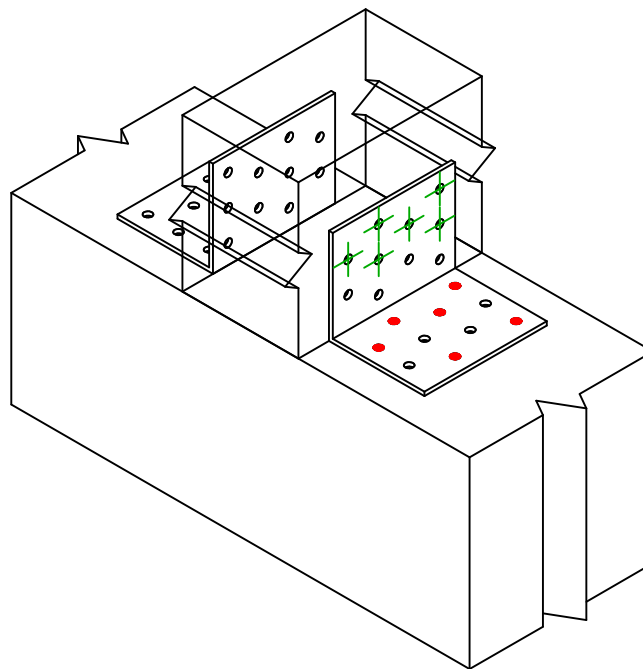
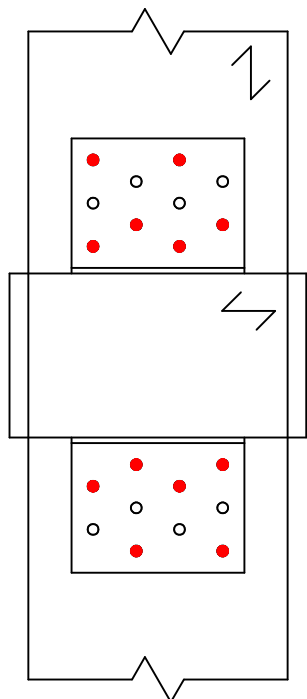
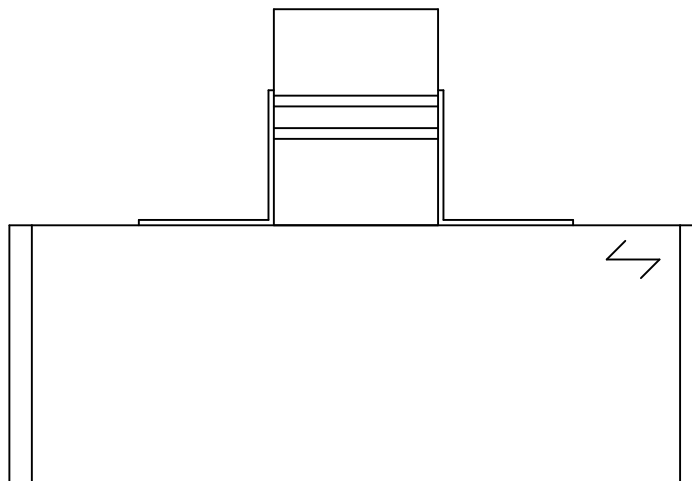
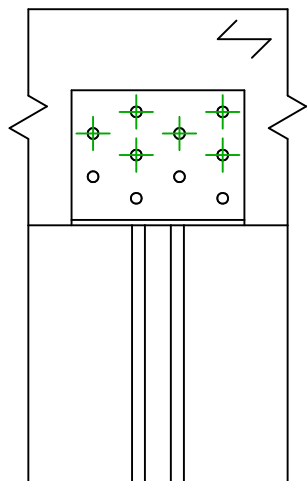
Viga sobre viga

Sistema de fijación

=

Clavado parcial

Plan de fijación N° 1

Fijaciones  
Soporte

Símbolo



Fijaciones

CNA



CNA4.0X35/40/50/60

CSA



CSA5.0X35/40/50

-

-

Ctd

6 x 2


Fijaciones  
Viga  
Secundaria

Símbolo



Fijaciones

CNA



CNA4.0X35/40/50/60

CSA



CSA5.0X35/40/50

Ctd

6 x 2