

SIMPSON**Strong-Tie**

Schema chiodatura



REV

0

REV DATE

21/08/24

DWG NAME

C_ES10-40_2D0_NP_BTb-IT

Codici

=

ES10/40

Mezzo di giunzione

=

Legno a legno

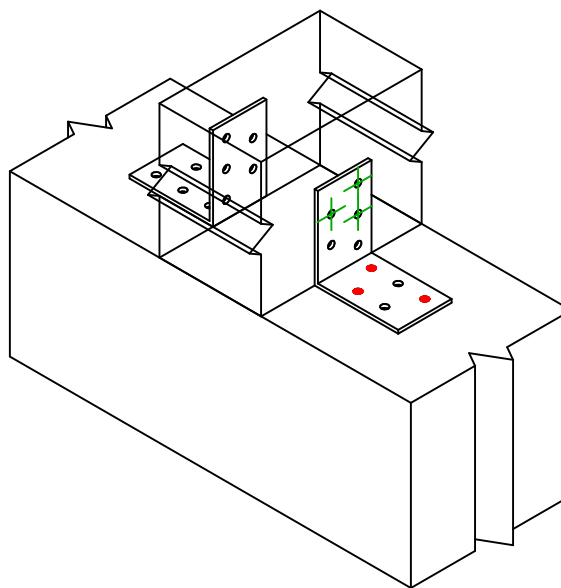
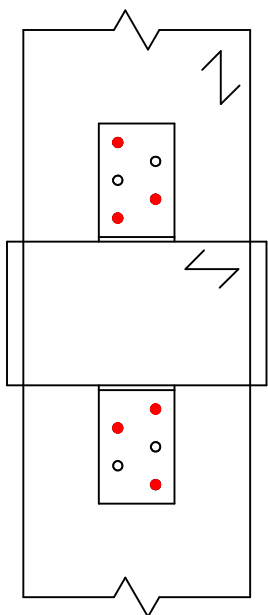
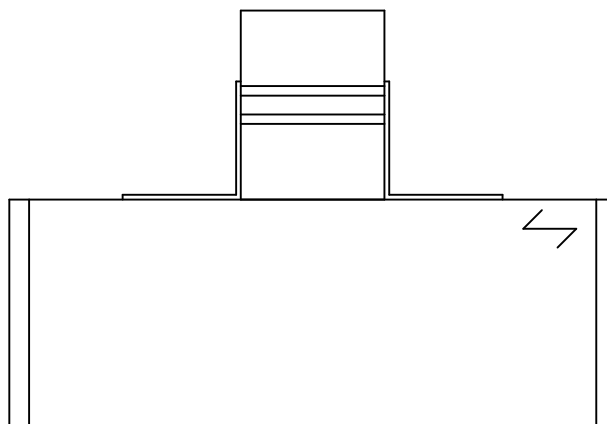
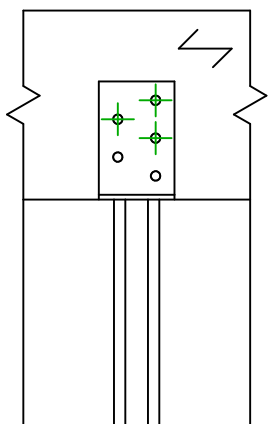
Travetto a trave

Tipo di fissaggio

=

Chiodatura parziale

Schema chiodatura n. 1

Fissaggio
supporto

Simbolo




Mezzo di giunzione

CNA



CSA



-

Codici

CNA4.0X35/40/50/60

CSA5.0X35/40/50

-

Q.tà

3 x 2


Fissaggio
travetto

Simbolo




Mezzo di giunzione

CNA



CSA



Codici

CNA4.0X35/40/50/60

CSA5.0X35/40/50

Q.tà

3 x 2