

SIMPSON**Strong-Tie**

Plano de fijación



REV

0

REV DATE

21/08/24

DWG NAME

C_ES11-80_2D0_NP_BTb-ES

Referencia

=

ES11/80

Fijaciones

=

Madera sobre madera

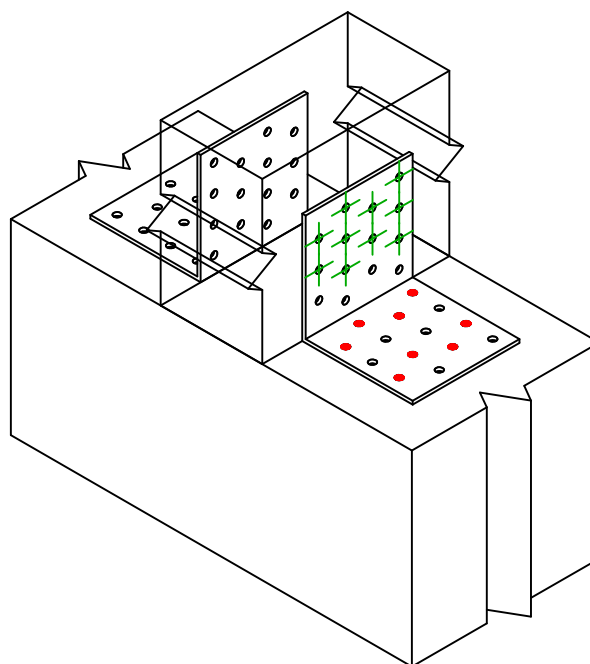
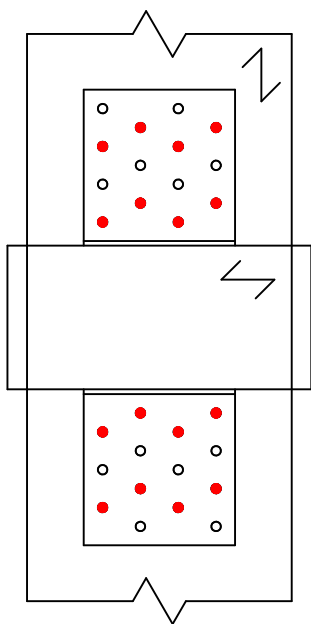
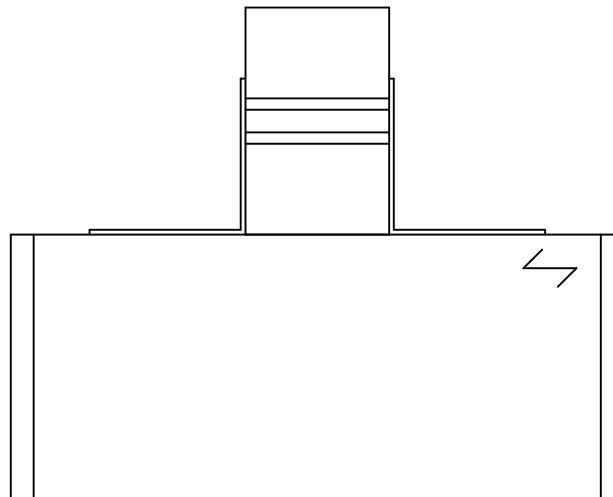
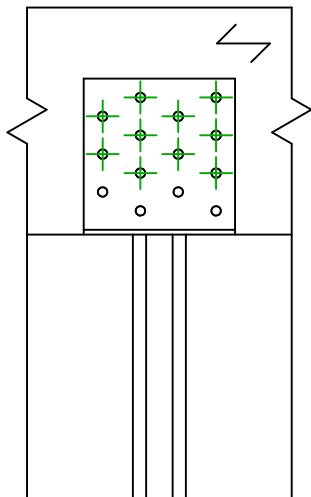
Viga sobre viga

Sistema de fijación

=

Clavado parcial

Plan de fijación N° 1


Fijaciones
Soporte

Símbolo




Fijaciones

CNA



CNA4.0X35/40/50/60

CSA



CSA5.0X35/40/50

-

-

Ctd

8 x 2

Fijaciones
Viga
Secundaria

Símbolo




Fijaciones

CNA



CNA4.0X35/40/50/60

CSA



CSA5.0X35/40/50

Ctd

10 x 2