

SIMPSON**Strong-Tie**

Plan de fixation



REV

0

REV DATE

20/08/24

DWG NAME

C_AH29050-2_2D0_NP_CTR2-FR

Référence

=

AH29050/2

Fixations

=

Bois sur support rigide

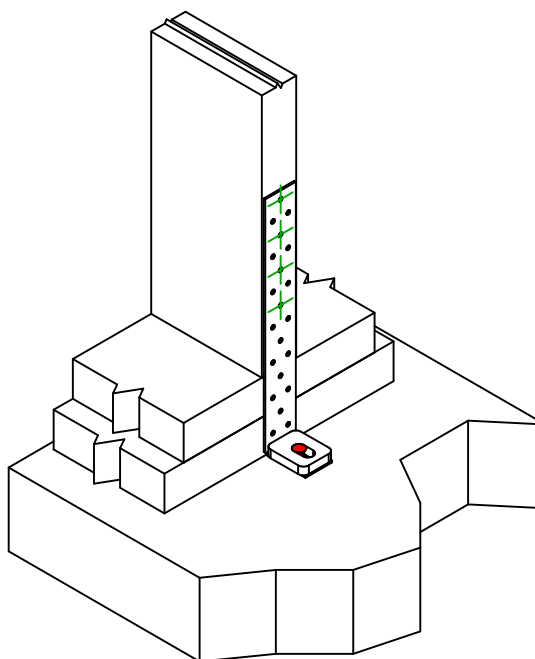
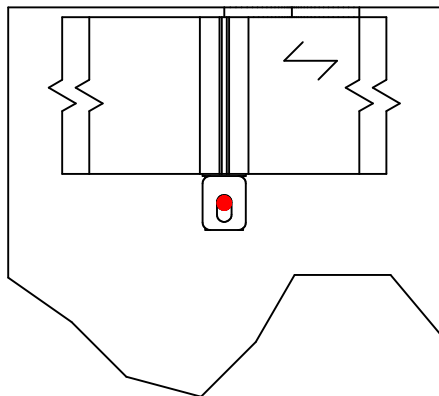
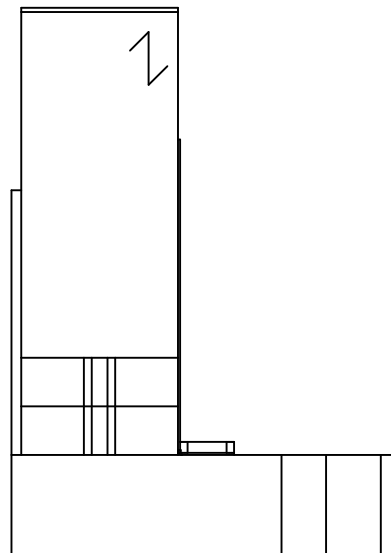
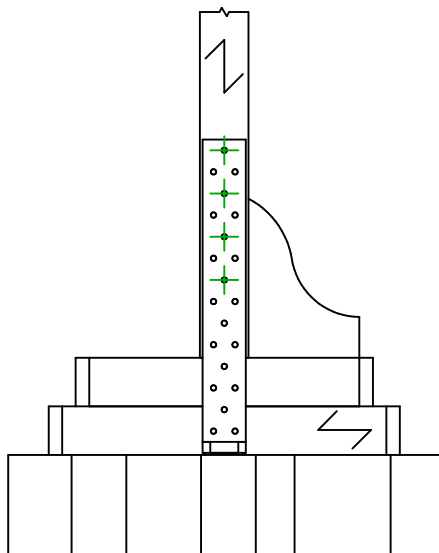
Poteau sur support rigide

Type de fixation

=

Clouage partiel

Plan de fixation N° 2



Fixation(s)
Porteur

Symbole



Fixations

FM753

LMAS

THD

Références

FM 753 EVO M12X119/20

LMASM12-150/35

THD10X90/15

Qté

1

Fixation(s)
Porté

Symbole



Fixations

CNA

CSA

Références

CNA4.0X35/40/50

CSA5.0X35/40/50

Qté

4