

SIMPSON**Strong-Tie**

Fastening pattern



REV

0

REV DATE

24/10/25

DWG NAME

C_BTALU1200-160_2D0_NP_JTB-UK

Item

=

BTALU1200/160

Fasteners

=

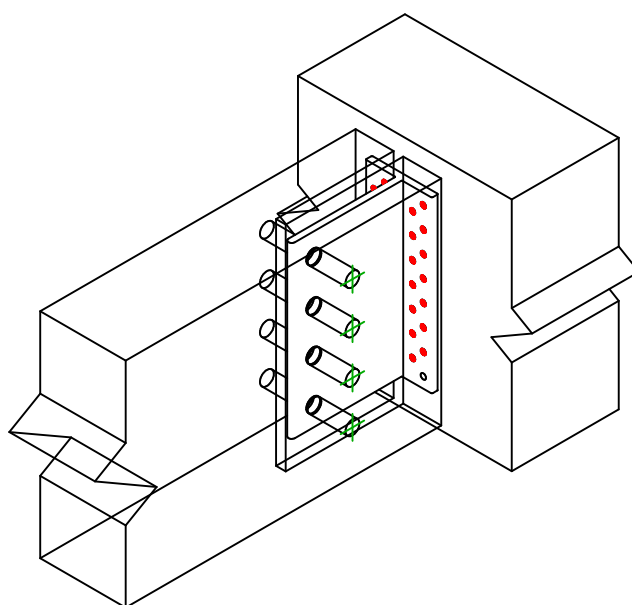
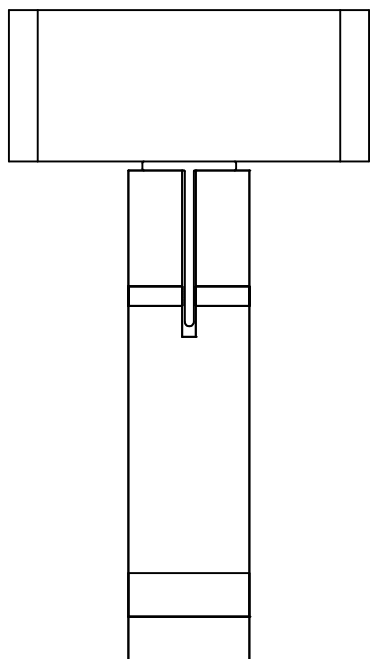
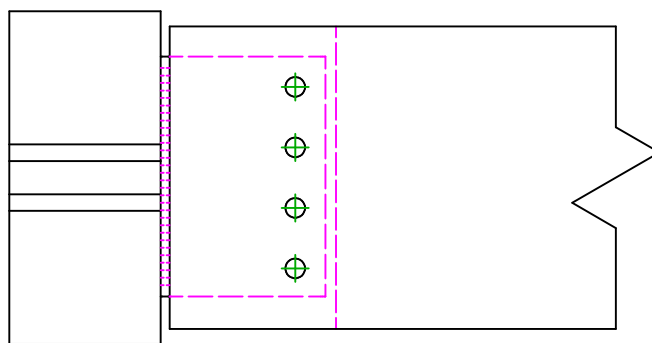
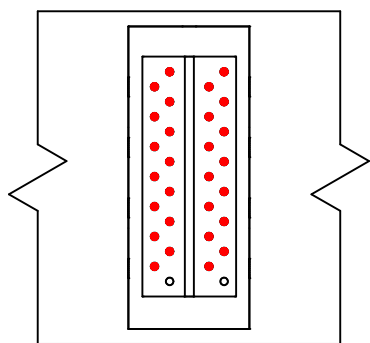
Timber to timber

Joist to beam

Type of fastening

=

Full nailing



	Symbol	Fasteners	Items	Qty
Header Fastener(s)		CNA	CNA4.0X50	28
		CSA	CSA5.0X35/40	
		-	-	
Joist Fastener(s)		SDD	SDD7.5	4
		STD	STD12	