

**SIMPSON****Strong-Tie**

# Utspikning



REV

0

REV DATE

26/07/24

DWG NAME

C\_SAE500\_2D0\_NP\_JTB-PN-SE

Art. Nr.

=

SAEL500

Fästelement

=

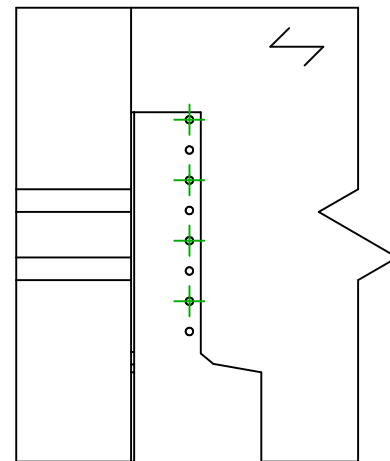
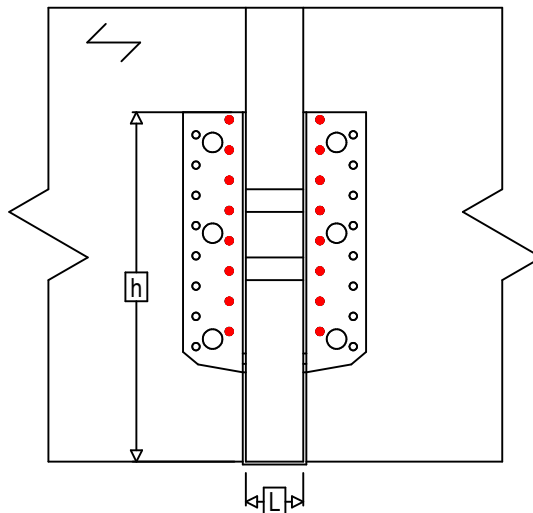
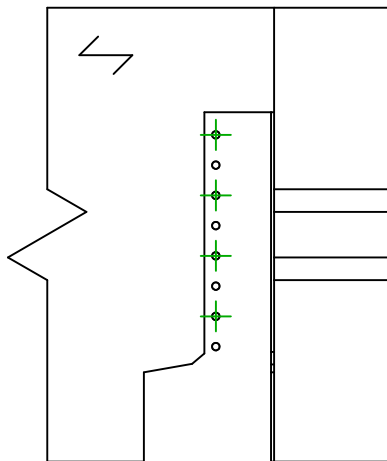
Trä till trä

Balk till balk

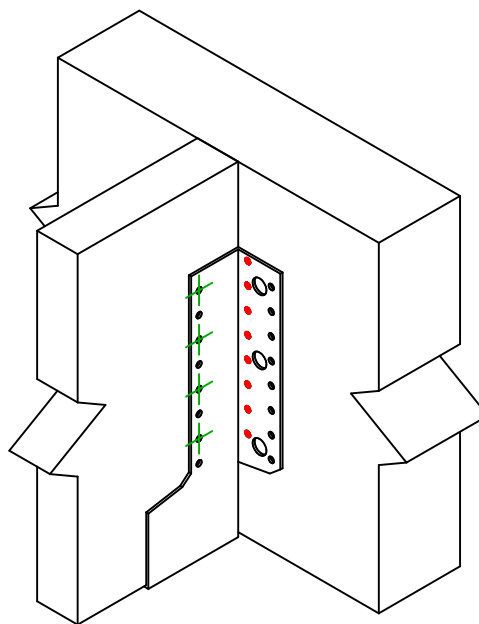
Typ av infästning

=

Delvis utspikning





$$h = (500 - L) / 2$$

Infästning i  
huvudbalk

Symbol



Fästelement

CNA  

CNA4.0X35 / CNA4.0X50

CSA  

CSA5.0X35 / CSA5.0X40

-

-

Antal

16

Fästelement i  
sekundärbalk

Symbol



Fästelement

CNA  

CNA4.0X35

CNA4.0X50

CSA  

CSA5.0X35

CSA5.0X40

Antal

8