

SIMPSON

Strong-Tie

# Utspikning



REV

0

REV DATE

26/07/24

DWG NAME

C\_SAE500\_2D0\_NP\_JTB-FN-SE

Art. Nr.

=

SAEL500

Fästelement

=

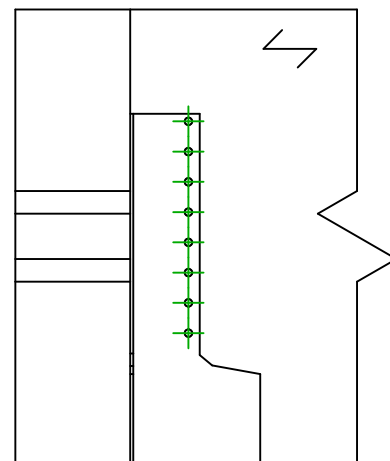
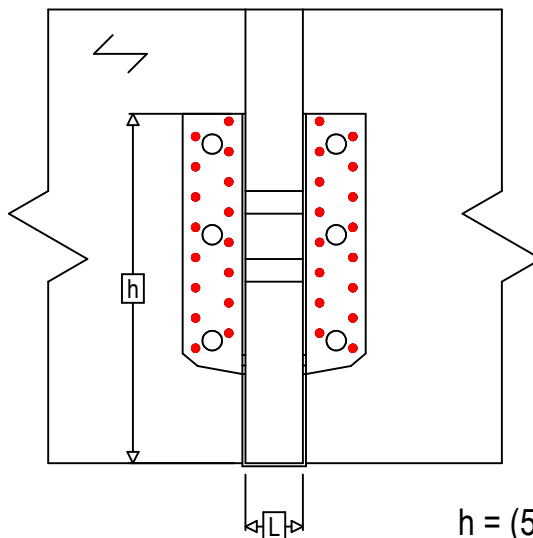
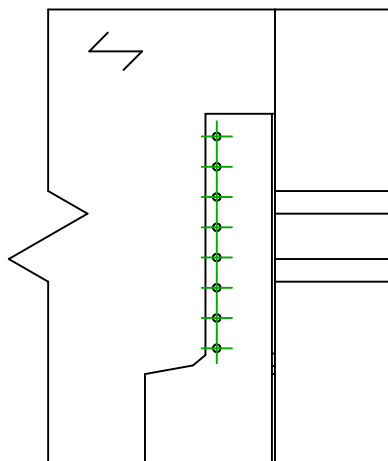
Trä till trä

Balk till balk

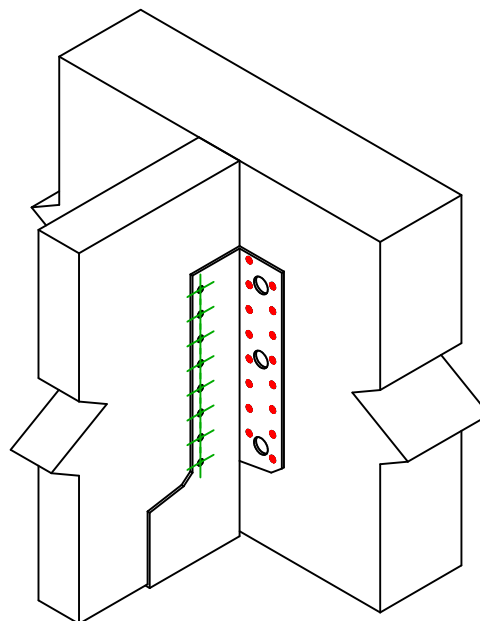
Typ av infästning











=

Fullständig utspikning



$$h = (500 - L) / 2$$



Infästning i huvudbalk	Symbol	Fästelement	Fästelement		Antal
		CNA  	CNA4.0X35 / CNA4.0X50		32
		CSA  	CSA5.0X35 / CSA5.0X40		
		-	-		
Fästelement i sekundärbalk	Symbol	Fästelement	L < 64mm	L > 64mm	Antal
		CNA  	CNA4.0X35	CNA4.0X50	16
		CSA  	CSA5.0X35	CSA5.0X40	