

SIMPSON

Strong-Tie

Fastening pattern



REV

0

REV DATE

26/07/24

DWG NAME

C_SAEL380_2D0_NP_JTRS-UK

Item

=

SAEL380

Fasteners

=

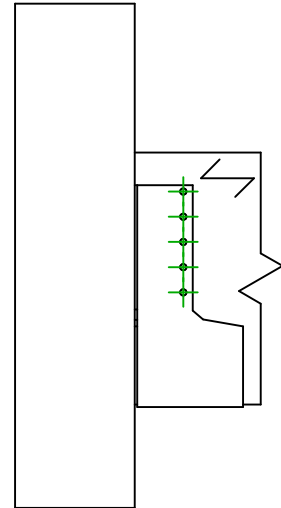
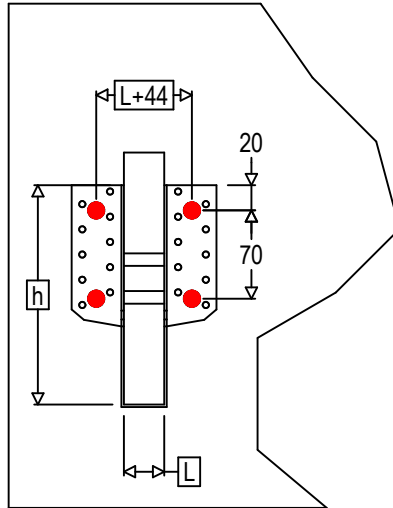
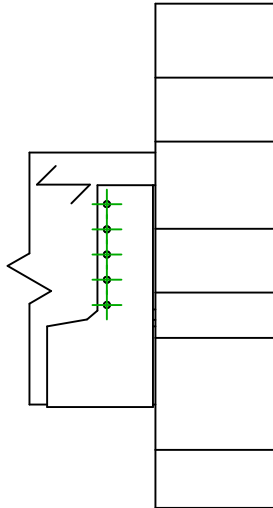
Timber to rigid support

Joist to beam

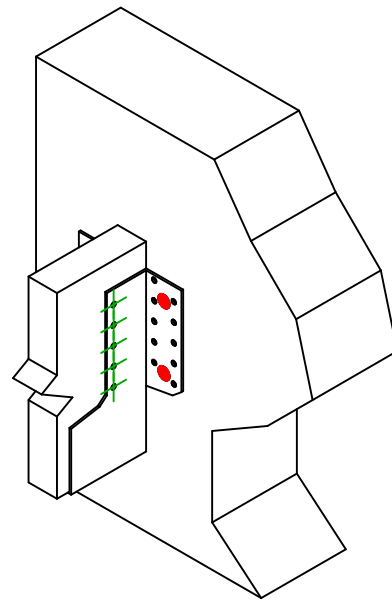
Type of fastening




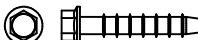





=

Fixing on rigid support



$$h = (380 - L) / 2$$



Header Fastener(s)	Symbol	Fasteners	Fasteners		Qty
		FM753 	FM 753 EVO M12X104/5		4
		LMAS 	LMASM12		
		THD 	THD10080		
Joist Fastener(s)	Symbol	Fasteners	L < 64mm	L > 64mm	Qty
		CNA  	CNA4.0X35	CNA4.0X50	10
		CSA  	CSA5.0X35	CSA5.0X40	