

**SIMPSON****Strong-Tie**

# Utspikning



REV

0

REV DATE

26/07/24

DWG NAME

C\_SAEL340\_2D0\_NP\_JTB-PN-SE

Art. Nr.

=

SAEL340

Fästelement

=

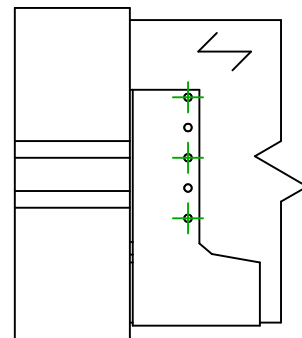
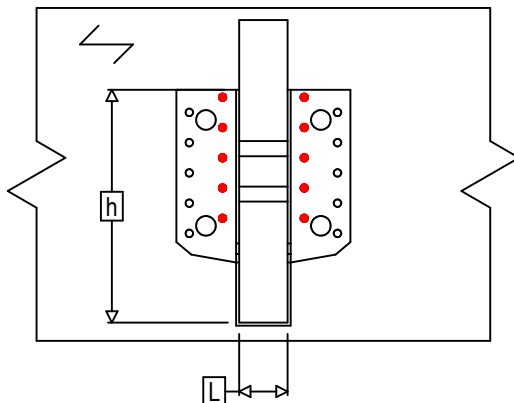
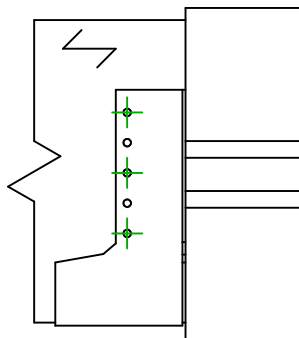
Trä till trä

Balk till balk

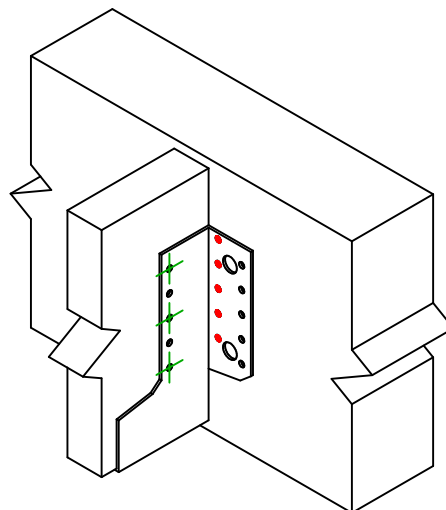
Typ av infästning

=

Delvis utspikning



$$h = (340 - L) / 2$$

Infästning i  
huvudbalk

Symbol

Fästelement

Fästelement

Antal



CNA

CNA4.0X35 / CNA4.0X50

CSA

CSA5.0X35 / CSA5.0X40

-

-

10

Fästelement i  
sekundärbalk

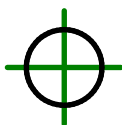
Symbol

Fästelement

L &lt; 64mm

L &gt; 64mm

Antal



CNA

CNA4.0X35

CNA4.0X50

CSA

CSA5.0X35

CSA5.0X40

6