

SIMPSON

Strong-Tie

Fastening pattern



REV

0

REV DATE

26/07/24

DWG NAME

C_SAE300_2D0_NP_JTB-PN-UK

Item

=

SAEL300

Fasteners

=

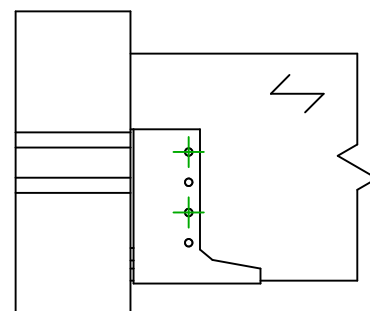
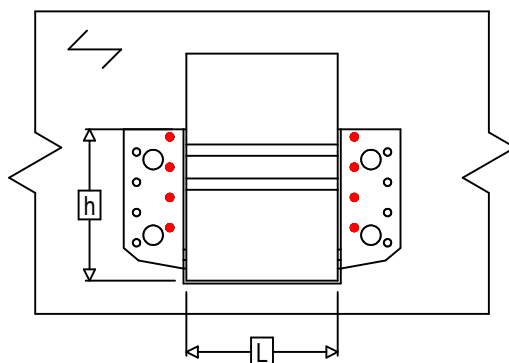
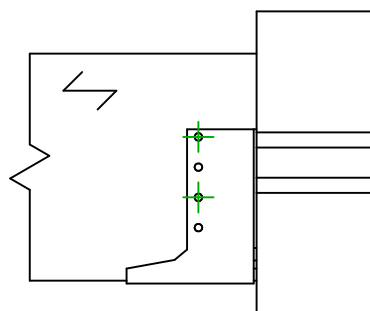
Timber to timber

Joist to beam

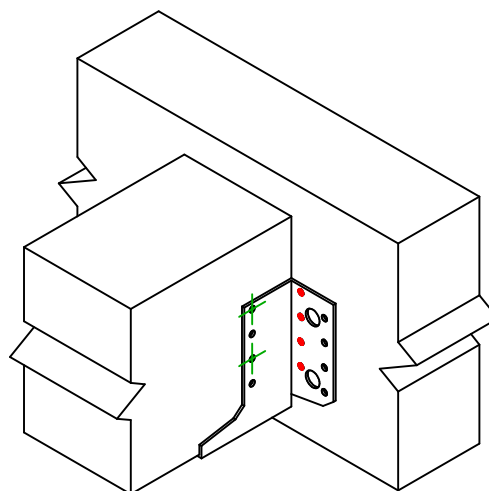
Type of fastening

=

Partial nailing



$$h = (300 - L) / 2$$



Header
Fastener(s)

Symbol



Fasteners

CNA

CNA4.0X35 / CNA4.0X50

CSA

CSA5.0X35 / CSA5.0X40

-

-

Qty

8

Joist
Fastener(s)

Symbol



Fasteners

CNA

CNA4.0X35

CNA4.0X50

CSA

CSA5.0X35

CSA5.0X40

L < 64mm

L > 64mm

Qty

4