

SIMPSON**Strong-Tie**

Utspikning



REV

0

REV DATE

26/07/24

DWG NAME

C_SAE300_2D0_NP_JTB-PN-SE

Art. Nr.

=

SAEL300

Fästelement

=

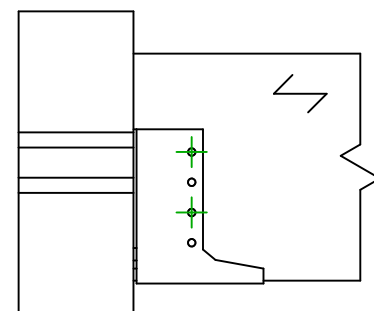
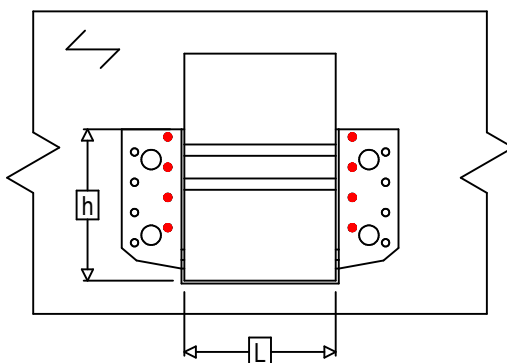
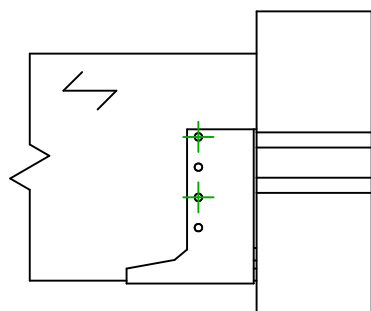
Trä till trä

Balk till balk

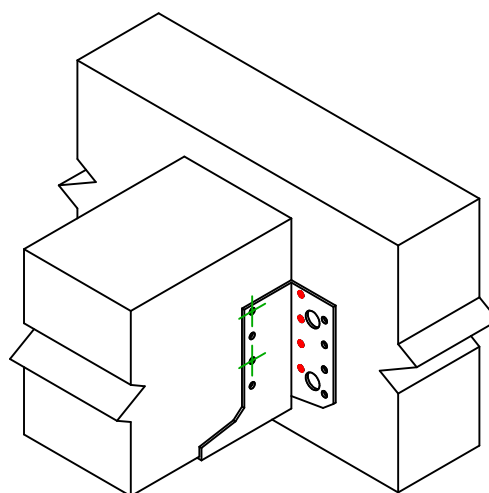
Typ av infästning











=

Delvis utspikning



$$h = (300 - L) / 2$$



Infästning i huvudbalk	Symbol	Fästelement	Fästelement		Antal
		CNA  	CNA4.0X35 / CNA4.0X50		8
		CSA  	CSA5.0X35 / CSA5.0X40		
		-	-		
Fästelement i sekundärbalk	Symbol	Fästelement	L < 64mm	L > 64mm	Antal
		CNA  	CNA4.0X35	CNA4.0X50	4
		CSA  	CSA5.0X35	CSA5.0X40	