

**SIMPSON****Strong-Tie**

# Fastening pattern



REV

0

REV DATE

26/07/24

DWG NAME

C\_SAE500\_2D0\_NP\_JTRS-UK

Item

=

SAE500

Fasteners

=

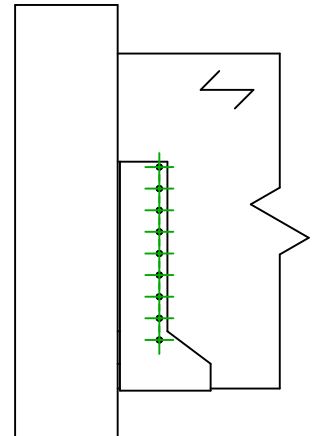
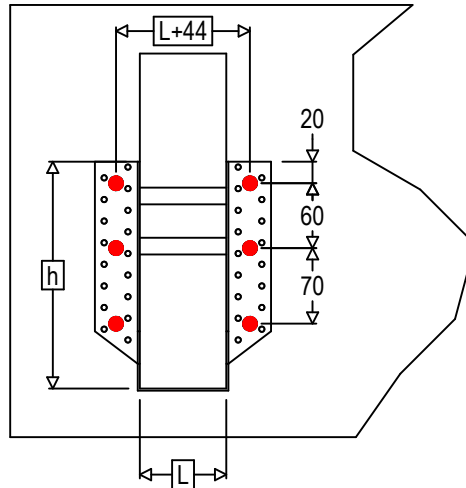
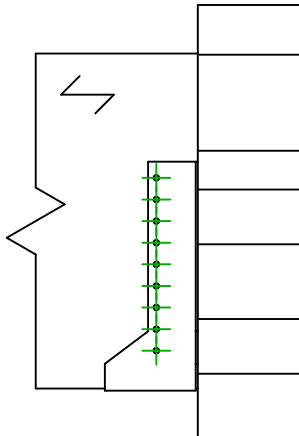
Timber to rigid support

Joist to beam

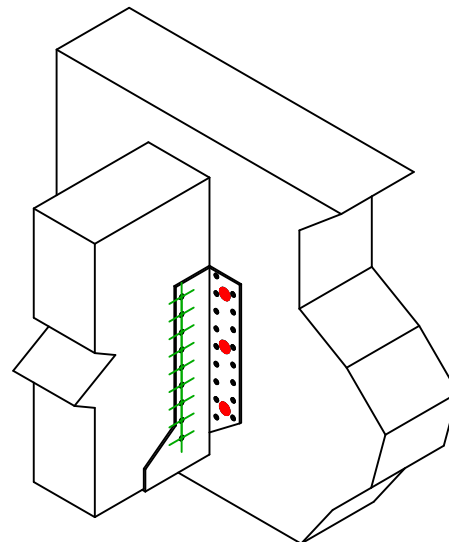
Type of fastening




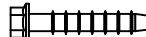





=

Fixing on rigid support



$$h = (500 - L) / 2$$



Header Fastener(s)	Symbol	Fasteners	Fasteners		Qty
		FM753 	FM 753 EVO M12X104/5		6
		LMAS 	LMASM12		
		THD 	THD10080		
Joist Fastener(s)	Symbol	Fasteners	L < 64mm	L > 64mm	Qty
		CNA  	CNA4.0X35	CNA4.0X50	18
		CSA  	CSA5.0X35	CSA5.0X40	