

SIMPSON

Strong-Tie

Utspikning



REV

0

REV DATE

26/07/24

DWG NAME

C_SAE500_2D0_NP_JTB-SSH-SE

Art. Nr.

=

SAE500

Fästelement

=

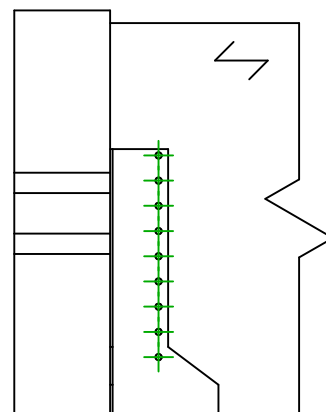
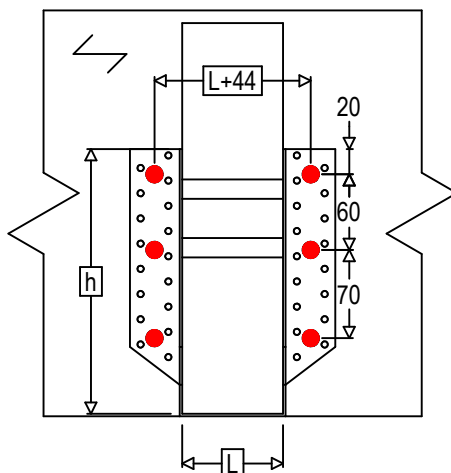
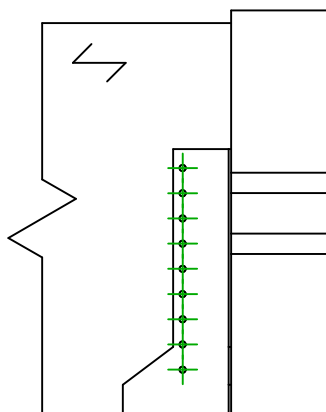
Trä till trä

Balk till balk

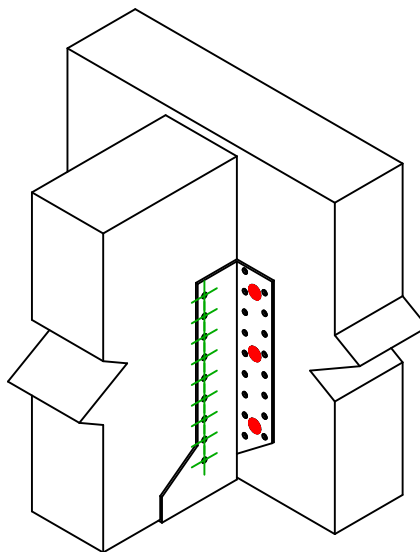
Typ av infästning




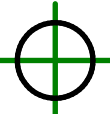




=

Montering med SSH



$$h = (500 - L) / 2$$



Infästning i huvudbalk	Symbol	Fästelement	Fästelement		Antal
		SSH  	SSH12.0X60		6
		-	-		
		-	-		
Fästelement i sekundärbalk	Symbol	Fästelement	L < 64mm	L > 64mm	Antal
		CNA  	CNA4.0X35	CNA4.0X50	18
		CSA  	CSA5.0X35	CSA5.0X40	